

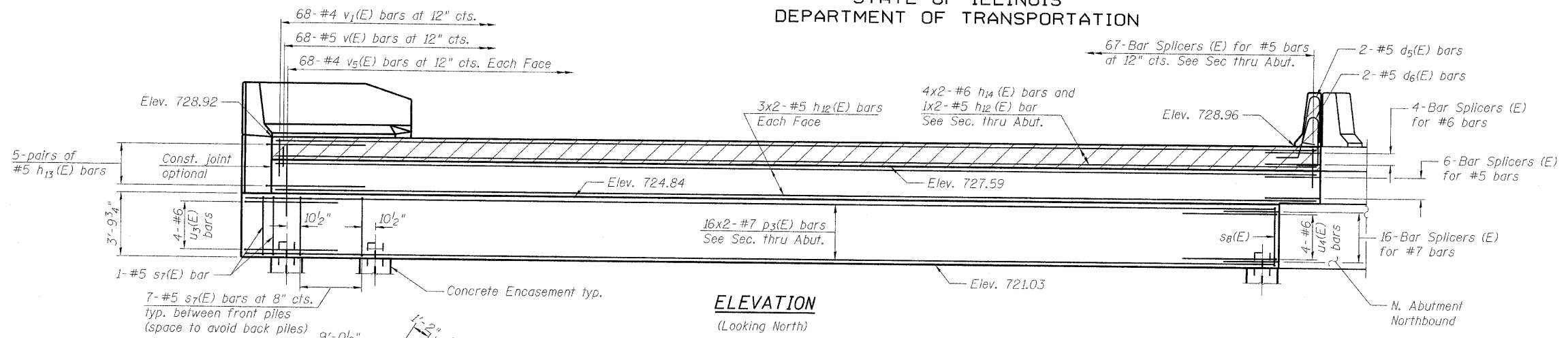
STATE OF ILLINOIS
DEPARTMENT OF TRANSPORTATION

PILE DATA

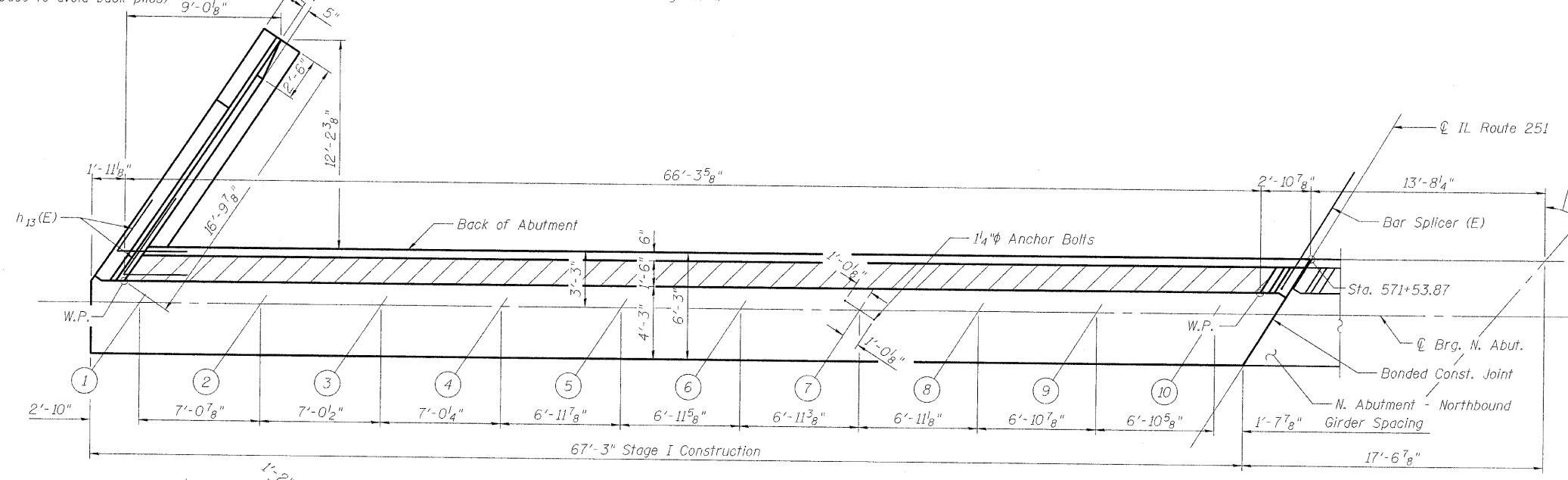
Type: Steel HP 12x53 with pile shoes
Nominal Required Bearing: 273 kips
Factored Resistance Available: 150 kips
Est. Length: 27 ft
No. Production Piles: 21
No. Test Piles: 1

MINIMUM BAR LAPS

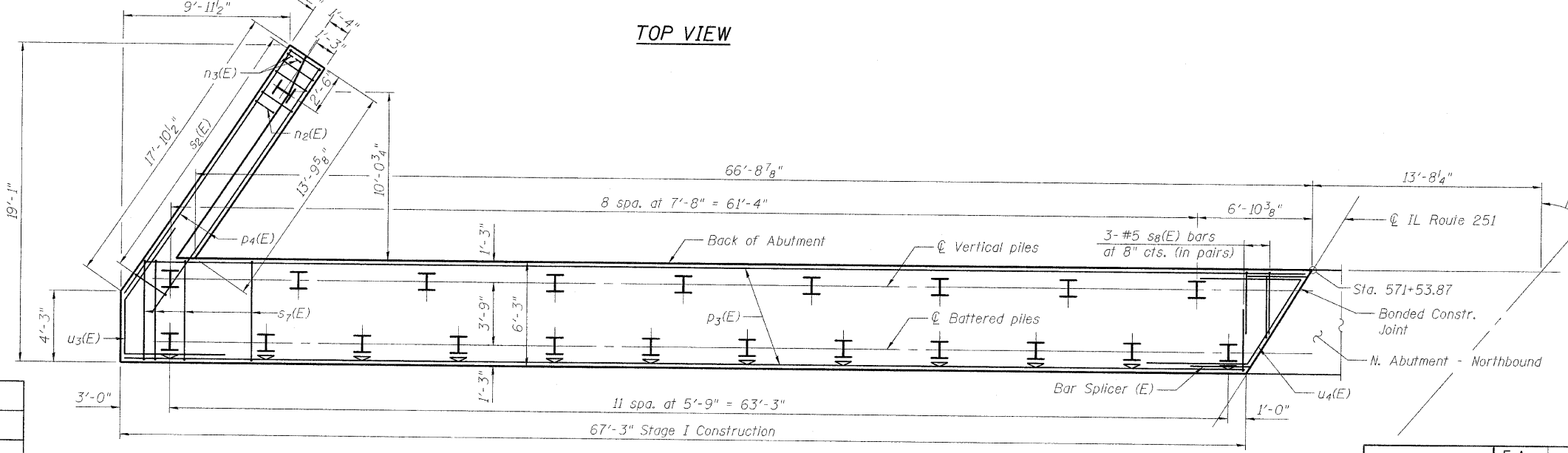
(Abutments)
#4 Bar - 2'-7"
#5 Bar - 3'-8"
#6 Bar - 4'-5"
#7 Bar - 5'-10"



ELEVATION
(Looking North)



TOP VIEW



PLAN-PILE CAP

**NORTH ABUTMENT - SOUTHBOUND
PLAN & ELEVATION
STRUCTURE NO. 101-0190**

DESIGNED - JY
CHECKED - GSP
DRAWN - MJB
CHECKED - JY

Notes:
See Sheet 49 for Bill of Material.
See Sheet 50 for abutment sections, wingwall details and bar diagrams.

SHEET NO. 48 61 SHEETS	F.A.* RTE.	SECTION	COUNTY	TOTAL SHEETS	SHEET NO.
	*	1-HBR & 1-2HB-D	WINNEBAGO	216	103
	IL RTE 251 & FOREST HILLS RD CONTRACT NO. 64B79				
FED. ROAD DIST. NO. 7 ILLINOIS FED. AID PROJECT					

* F.A.P. 303 & F.A.U. 5146

9/20/2010 11:08:54 AM g:\project\2002773_001\cadd\structural\sheet\1010190-64B79-048-N_AbutPlan&E_SB.dgn

