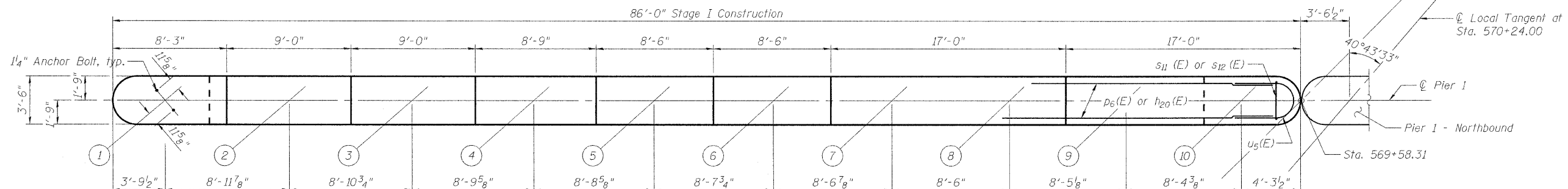
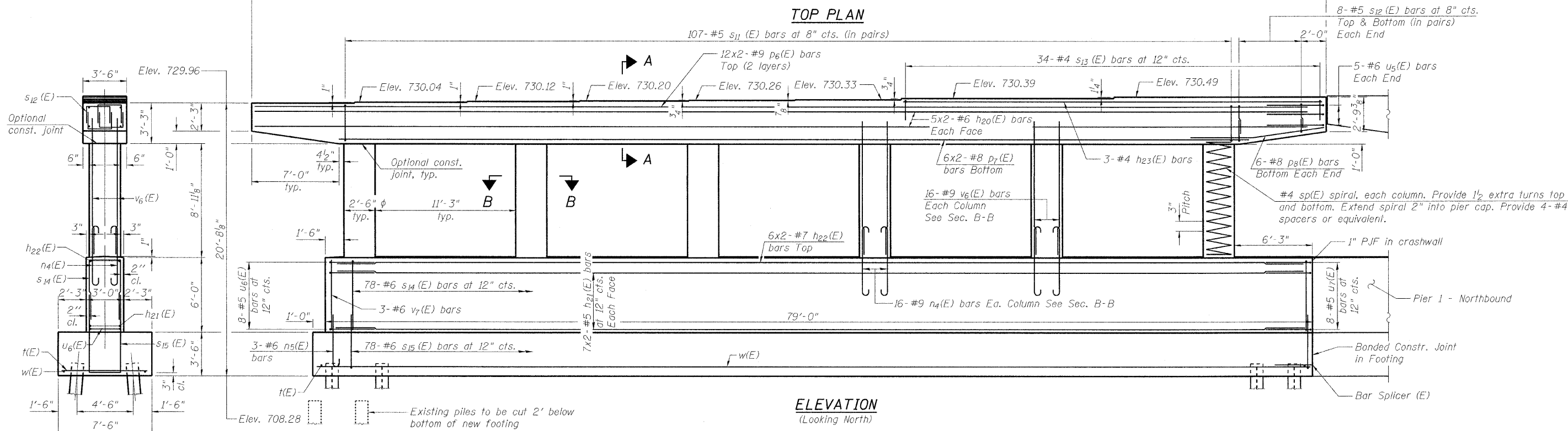


STATE OF ILLINOIS
DEPARTMENT OF TRANSPORTATION

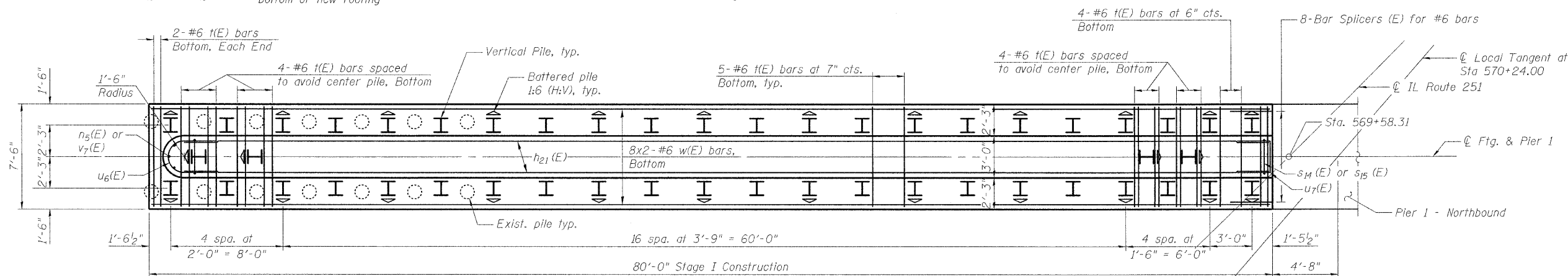


TOP PLAN



ELEVATION
(Looking North)

END VIEW



FOOTING PLAN

PIER 1 - SOUTHBOUND
STRUCTURE NO. 101-0190

DESIGNED - JY
CHECKED - GSP
DRAWN - MJB
CHECKED - JY

PILE DATA
Type: Steel HP 12x53 with pile shoes
Nominal Required Bearing: 318 kips
Factored Resistance Available: 175 kips
Est. Length: 23 ft
No. Production Piles: 47
No. Test Piles: 1

MINIMUM BAR LAPS

- (Piers)
#5 Bar - 3'-3"
#6 Bar - 3'-10"
#7 Bar - 5'-10"
#8 Bar - 6'-9"
#9 Bar - 9'-8"

SHEET NO. 51	F.A.* RTE.	SECTION	COUNTY	TOTAL SHEETS	SHEET NO.
	*	1-HBR & 1-2HB-D	WINNEBAGO	216	106
61 SHEETS	IL RTE 251 & FOREST HILLS RD CONTRACT NO. 64B79				
FED. ROAD DIST. NO. 7 ILLINOIS FED. AID PROJECT					

* F.A.P. 303 & F.A.U. 5146

9/30/2010 11:10:05 AM g:\project\2082723_001\cadd\structural\sheet\1010190-64B79-051-Pier1_SB.dgn