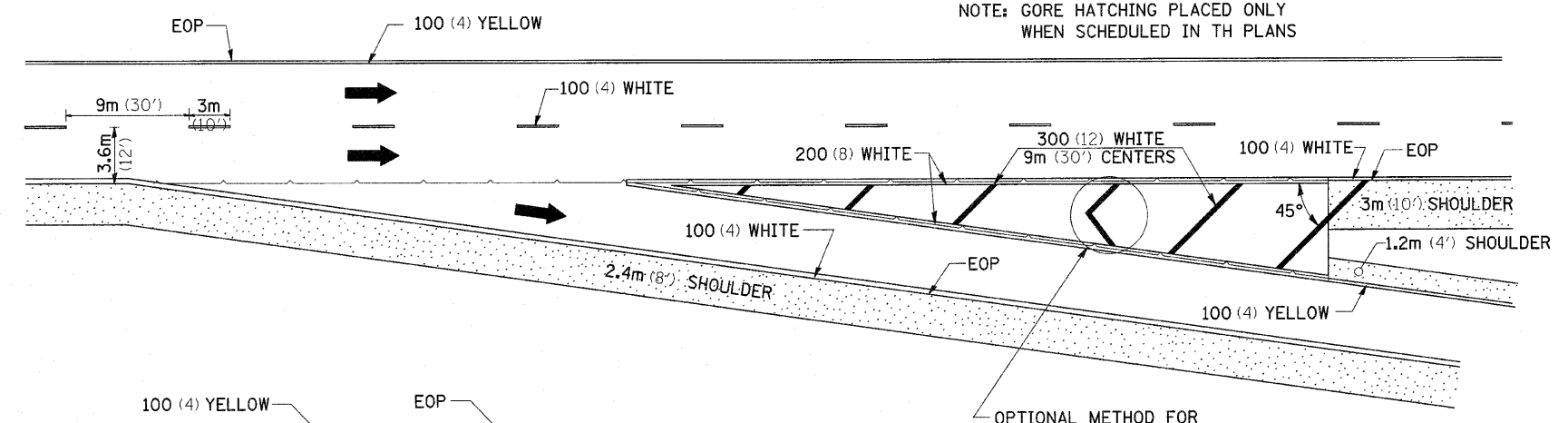
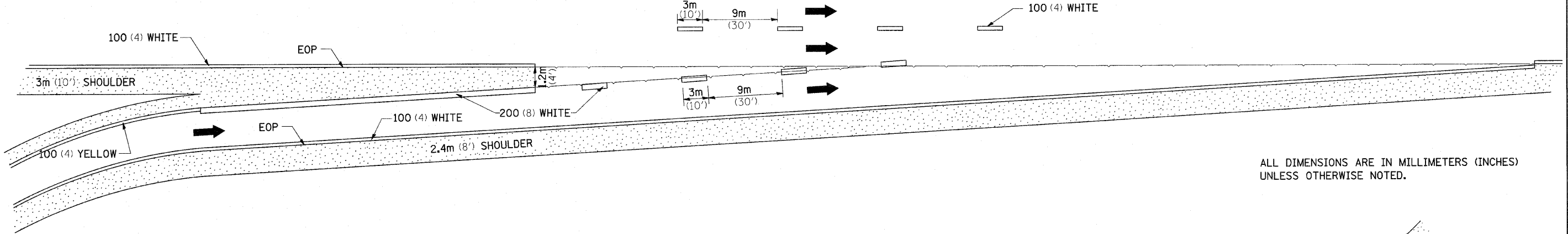


PAINTING DETAILS

EXIT RAMP

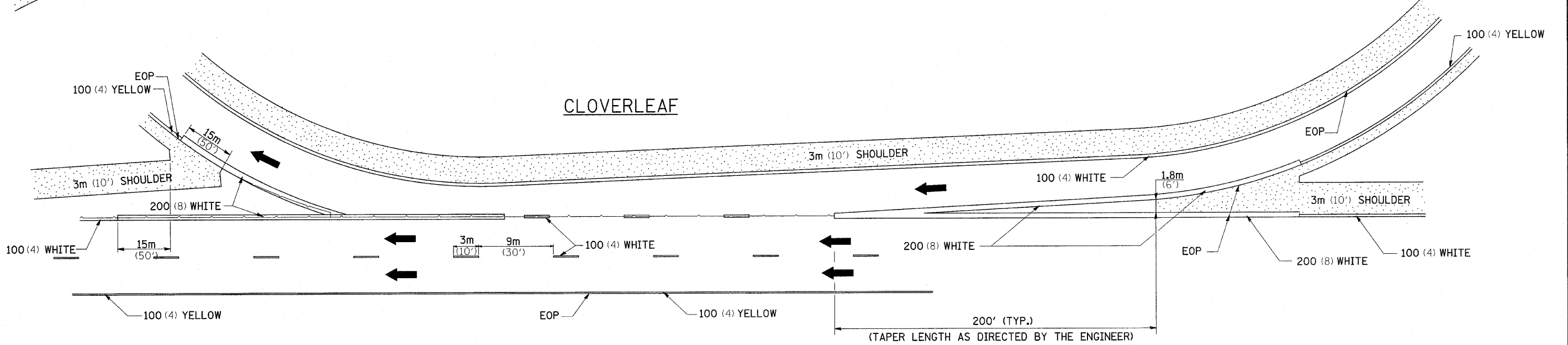


ENTRANCE RAMP



ALL DIMENSIONS ARE IN MILLIMETERS (INCHES) UNLESS OTHERWISE NOTED.

CLOVERLEAF



FILE NAME =	USER NAME = goffjl	DESIGNED -	REVISED - 5-27-09	STATE OF ILLINOIS DEPARTMENT OF TRANSPORTATION	REGION 2 / DISTRICT 2 STANDARD			F.A. RTE.	SECTION	COUNTY	TOTAL SHEETS	SHEET NO.	
ct\pwwork\pwwork\goffjl\dms41657\d21445-shr-cover.dgn		DRAWN -	REVISED -		SCALE:	SHEET NO.	OF	SHEETS	STA.	TO STA.	WINNEBAGO	216	185
		CHECKED -	REVISED -								CONTRACT NO. 64B79		
		DATE -	REVISED -								ILLINOIS FED. AID PROJECT		