

DIMENSIONS OF STRAIGHT BARS

| Bar | Size | Length |
|-----------------|-------|--------|
| b ₁ | No. 5 | 5'-9" |
| b ₆ | No. 4 | 9'-0" |
| b ₁₀ | No. 4 | 12'-0" |
| b ₁₄ | No. 4 | 14'-6" |
| h ₉ | No. 4 | 6'-3" |
| w | No. 4 | 4'-0" |

DIMENSIONS OF BENT BARS

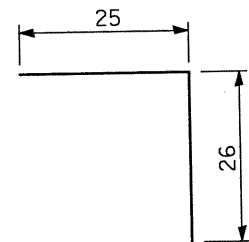
| No. 5-bars v ₂ to v ₆ | | | No. 5 -bars h ₁ | | | |
|---|-------|--------------|----------------------------|-------|-------|--------------|
| BARS | c | TOTAL LENGTH | BARS | a | b | TOTAL LENGTH |
| v ₂ | 5'-0" | 7'-0" | h ₁ | 3'-8" | 6'-8" | 17'-0" |
| v ₃ | 4'-6" | 6'-6" | | | | |
| v ₄ | 4'-0" | 6'-0" | | | | |
| v ₅ | 3'-6" | 5'-6" | | | | |
| v ₆ | 3'-0" | 5'-0" | | | | |

BARS IN ONE END SECTION

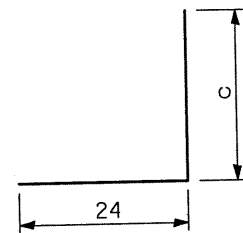
| D48-2 | |
|-----------------|-----|
| Bars | No. |
| d | 10 |
| b ₁ | 2 |
| b ₆ | 1 |
| b ₁₀ | 1 |
| b ₁₄ | 2 |
| h ₁ | 2 |
| h ₉ | 4 |
| v ₂ | 2 |
| v ₃ | 4 |
| v ₄ | 2 |
| v ₅ | 2 |
| v ₆ | 4 |
| w | 2 |

QUANTITIES

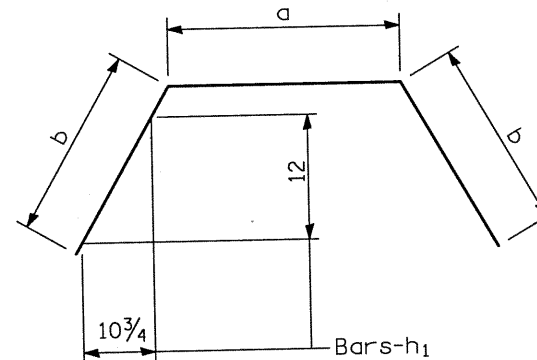
| Concrete 2 End Secs. cu. yds. | Reinf. Bars 2 End Secs. lbs. |
|-------------------------------------|------------------------------------|
| 7.6 | 460 |



No. 4 BAR-d



BARS - v₂ to v₆



BARS - h₁

**REINFORCED CONCRETE END SECTIONS
AT RIGHT ANGLES WITH ROADWAY**

(Sheet 2 of 2)

FILE NAME = s:\p1\6398--6399\6346\015\micross\final_plans\roadway\04_118-detail.dgn



| | | |
|--------------------------------|---------------------|-----------|
| USER NAME = ryend | DESIGNED <i>RRD</i> | REVISED - |
| PLOT SCALE = 8:25.453 in / IN. | DRAWN <i>RRD</i> | REVISED - |
| PLOT DATE = 7/9/2010 | CHECKED <i>AJS</i> | REVISED - |
| | DATE <i>3/31/10</i> | REVISED - |

**STATE OF ILLINOIS
DEPARTMENT OF TRANSPORTATION**

PROJECT SPECIFIC DETAILS

SCALE: AS SHOWN SHEET NO. OF SHEETS STA. TO STA.

| F.A.P. RTE. | SECTION | COUNTY | TOTAL SHEETS | SHEET NO. |
|---|--------------|----------|--------------|-----------|
| 693 | (119 BR-2)BR | TAZEWELL | 65 | 41 |
| CONTRACT NO. 68660 | | | | |
| FED. ROAD DIST. NO. 4 (ILLINOIS) FED. AID PROJECT | | | | |