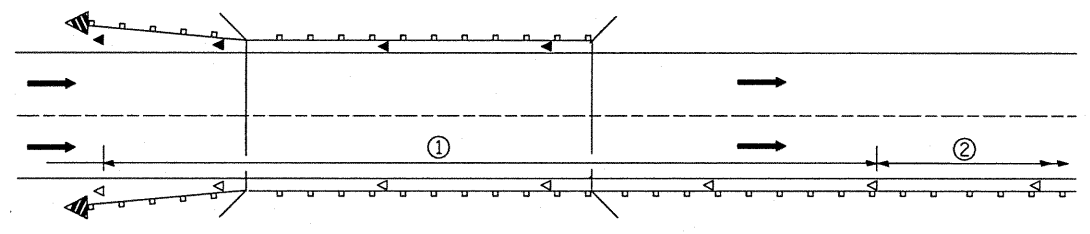
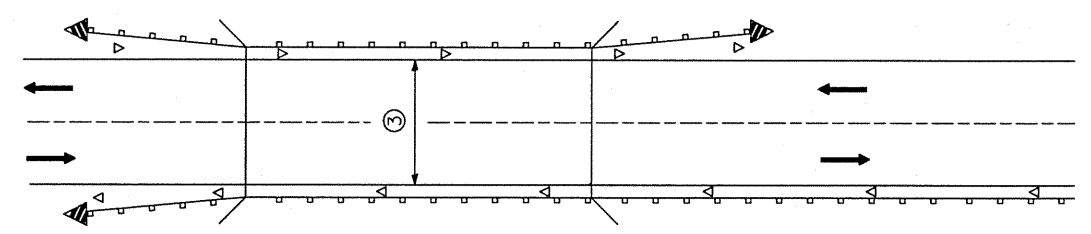


F.A.P. RTE.	SECTION	COUNTY	TOTAL SHEETS	SHEET NO.
693	(119 BR-2)BR	TAZEWELL	65	62
STA.		TO STA.		
FED. ROAD DIST. NO. 4		ILLINOIS FED. AID PROJECT		



- ① Spacing 24 m (80 ft.) max. for first 122 m (400 ft.) or curve spacing shown in Standard 635001, whichever is less (min. 4 reflectors regardless of length).
- ② After 122 m (400 ft.), transition to normal delineator spacing shown in Standard 635001, and continue as required.

ONE-WAY TRAFFIC



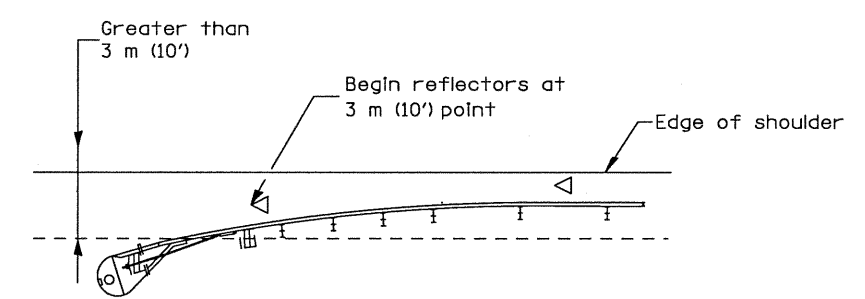
- ③ Bidirectional silver/silver should be used in lieu of monodirectional silver on both sides of two-lane bridges where the bridge pavement is less than 610 (24) wider than the pavement approaching the bridge.

TWO-WAY TRAFFIC

GUARDRAIL / BARRIER WALL / BRIDGE RAIL REFLECTORS

LEGEND

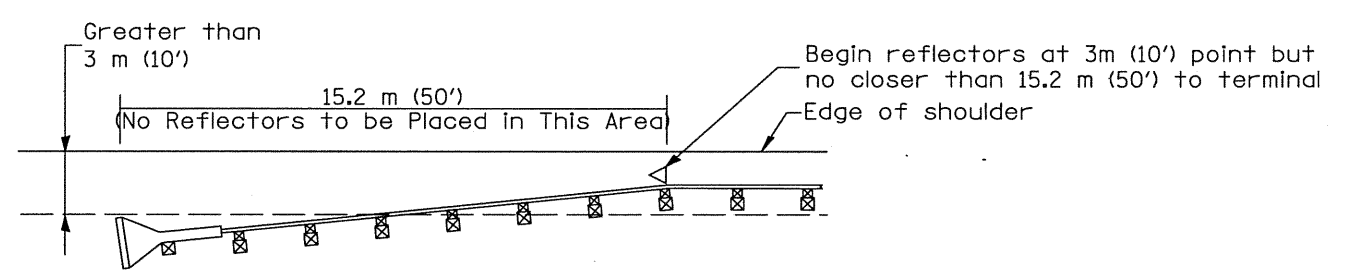
- ◁ Monodirectional silver
- ◁ Monodirectional amber
- ▴ Terminal Marker - Black/Yellow
Left or Right as appropriate



NOTE: Omit terminal marker when terminal over 3 m (10') from edge of paved shoulder or break point of unpaved shoulder, or when terminal buried in backslope.

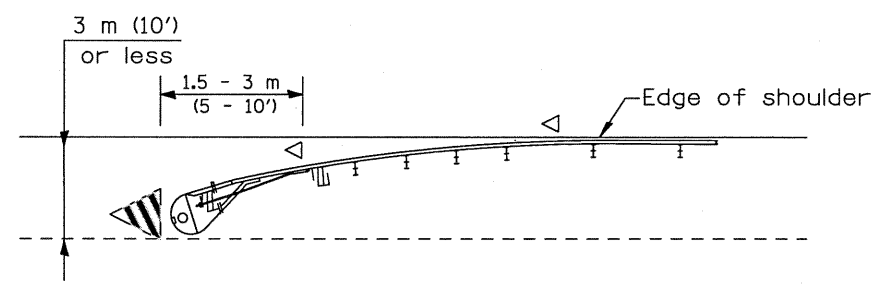
Traffic Barrier Terminal Type(*) and/or Turned-Down Terminal

[Terminal over 3 m (10') from edge of shoulder]
•See Plans for Type



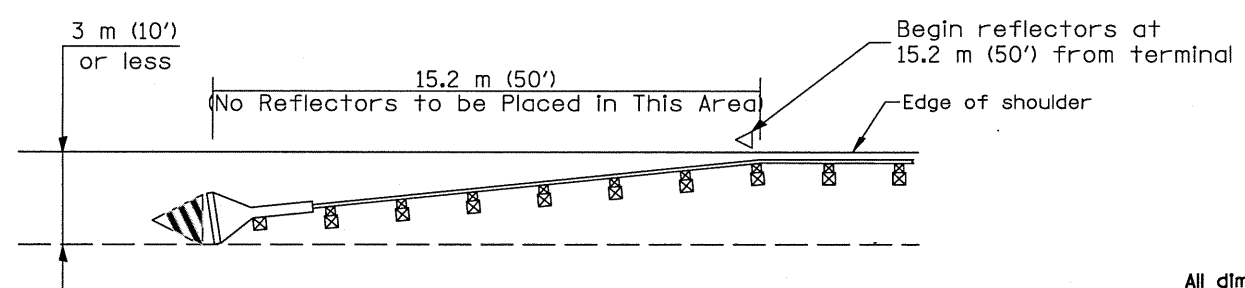
NOTE: Omit terminal marker when terminal over (10') from edge of paved shoulder or break point of unpaved shoulder.

Traffic Barrier Terminal Type 1 (Special)
[Terminal over 3 m (10') from edge of shoulder]



Traffic Barrier Terminal Type(*) and/or Turned-Down Terminal

[Terminal over 3 m (10') or less from edge of shoulder]
•See Plans for Type



Traffic Barrier Terminal Type 1 (Special)
[Terminal 3 m (10') or less from edge of shoulder]

All dimensions are in millimeters (inches) unless otherwise noted.

**ILLINOIS DEPARTMENT OF TRANSPORTATION
DISTRICT CADD STANDARD**

**GUARDRAIL AND
BARRIER WALL DELINEATION**

CADD STD. NO. 635101-D4 SHEET 1 OF 3
SCALE: NOT DRAWN TO SCALE DRAWN BY CADD
DATE **DATE** CHECKED BY

DATE	REVISIONS	BY
1-1-97	RENUM. E-10.02, NEW REVISION BOX	T.P.
3-1-97	CORRECT STD. SPEC. *	J.A.

TERMINAL MARKER PLACEMENT

DESIGNER NOTE:
1. INCLUDE APPROPRIATE SPECIAL PROVISIONS FOR "GUARD RAIL DELINEATION POLICY: 1. TERMINAL MARKER, 2. TERMINAL MARK POST, AND 3. GUARDRAIL AND BARRIER WALL MARKERS."
FROM INTERIM SPECIAL PROVISIONS 94-74; "GUARDRAIL AND BARRIER WALL DELINEATION."
2. IF POST MOUNT TERMINAL MARKER IS USED, INCLUDE STATE STD. T20011.