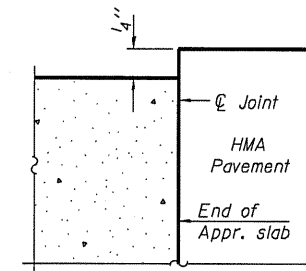
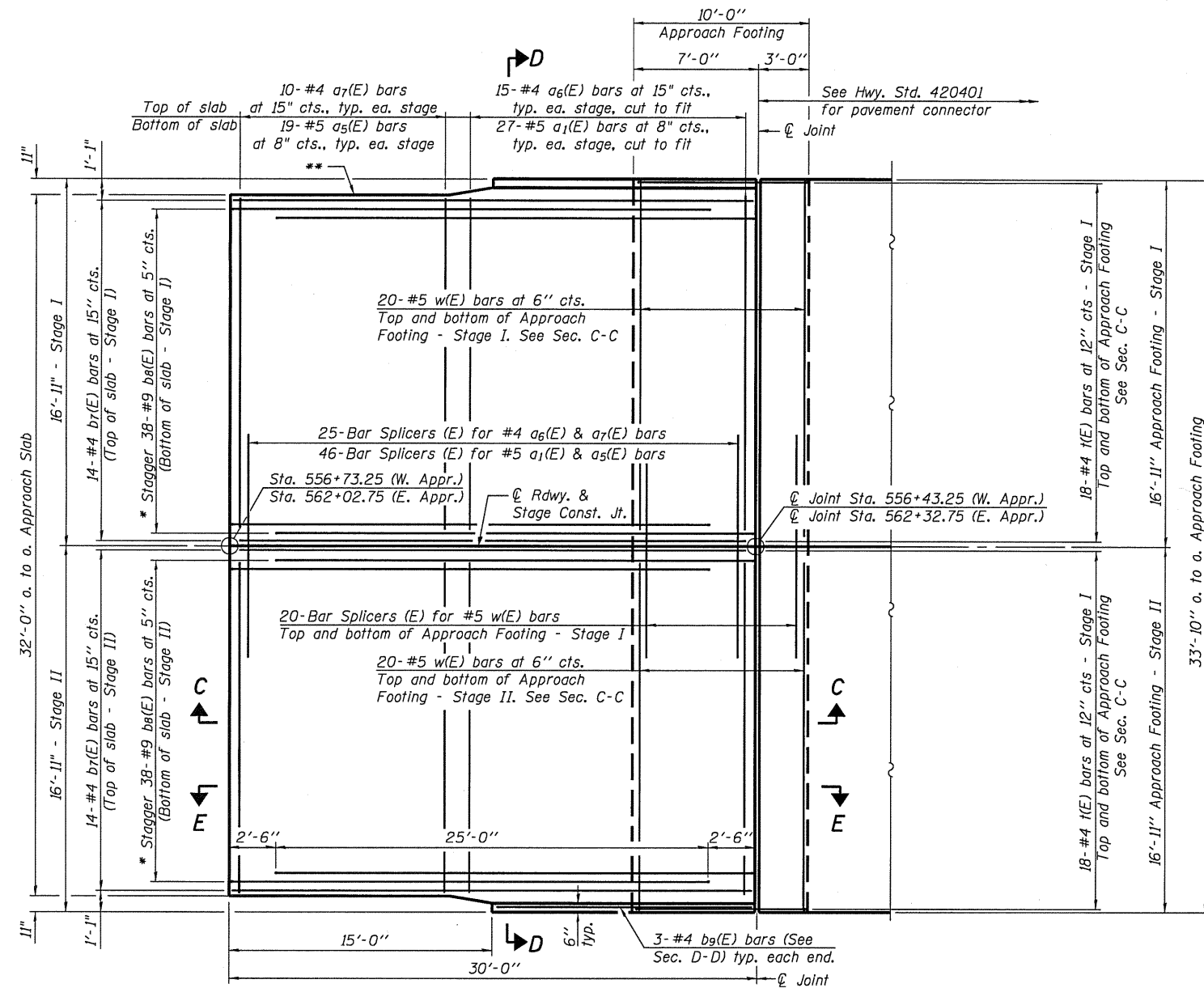


Notes:
See sheet 17 of 45 for Sections C-C & D-D.
a₁(E), a₅(E), a₆(E), a₇(E), and w(E) bar spacings measured along \varnothing Rdwy.



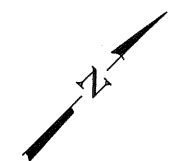
FLEXIBLE PAVEMENT

DETAIL A



PLAN

- * Tilt #9 b₈(E) bars as required to maintain clearance.
- ** Closed cell joint filler according to Article 1051.08 of the Std. Specifications; full depth of slab, full length of parapet. Typical each parapet.



DESIGNED	RJP
CHECKED	ADL
DRAWN	RJP
CHECKED	ADL

(Sheet 1 of 2)
BRIDGE APPROACH SLAB DETAILS
S.N. 085-0514

SHEET NO.16	F.A.P. RTE.	SECTION	COUNTY	TOTAL SHEETS	SHEET NO.
	713	120B-3	SCHUYLER	75	36
45 SHEETS	CONTRACT NO. 72A03				
FED. ROAD DIST. NO.		ILLINOIS	FED. AID PROJECT		