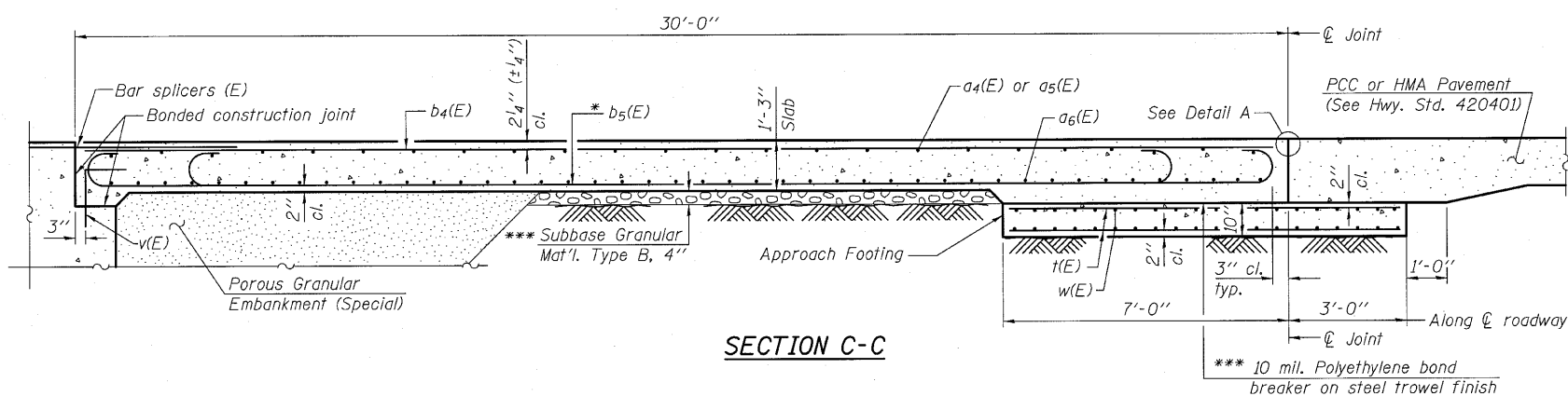
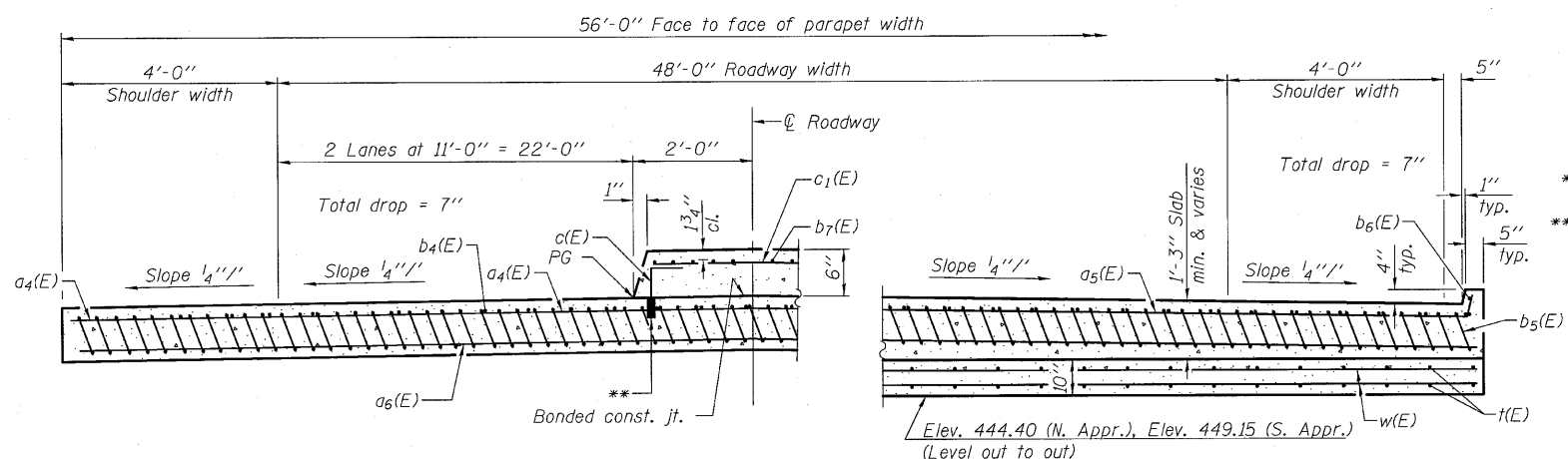


STATE OF ILLINOIS
DEPARTMENT OF TRANSPORTATION



Notes:
See sheet 19 of 48 for Detail A and View B-B.
Approach slab shall be paid for as Concrete Superstructure.
Approach Footing concrete shall be paid for as Concrete Structures.
Reinforcement shall be paid for as Reinforcement Bars, Epoxy Coated.
For v(E) bar details, see sheet 36 of 48.
The approach footing maximum applied service bearing pressure (Qmax) = 2.0 ksf.
For bar splicer details, see sheet 43 of 48.
Cost of excavation for approach footing included with Concrete Structures.
For Porous Granular Embankment (Special) and drainage treatment details, see sheet 2 of 48.
For c(E) bar details, see sheet 18 of 48.
The cost of expansion anchors/inserts is included in the cost of Reinforcement Bars, Epoxy Coated.



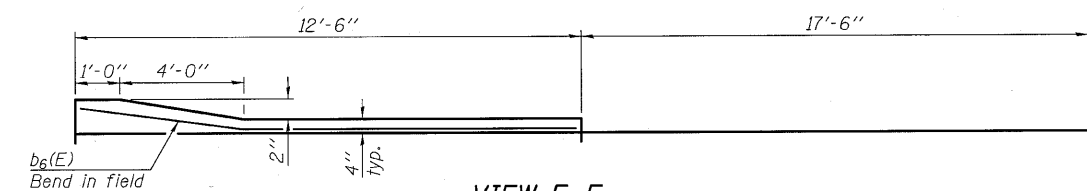
* Tilt #9 b5(E) bars as required to maintain clearance.
** 3/4" φ Galvanized expansion anchor or Ferrule loop slab insert (proof load 6,600 lbs.).
*** Cost included with Concrete Superstructure.

NEAR ABUTMENT

SECTION D-D

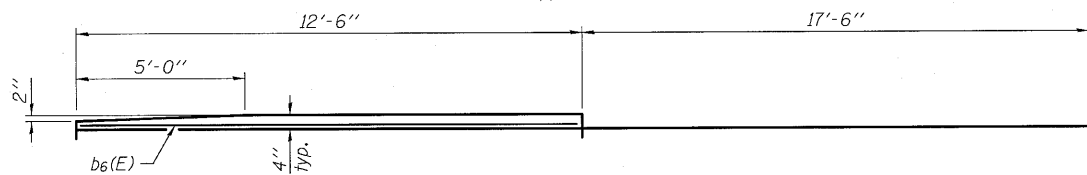
(See Plan for dimensions not shown)

AT APPROACH FOOTING



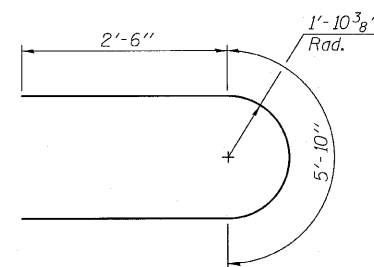
VIEW E-E

(S. Appr.)

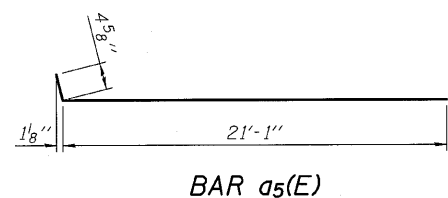


VIEW E-E

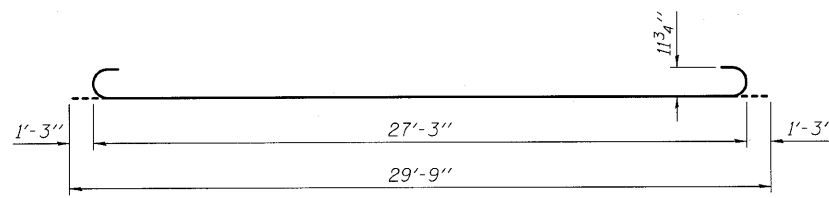
(N. Appr.)



BAR c2(E)



BAR a5(E)



BAR b5(E)

TWO APPROACHES
BILL OF MATERIAL

Bar	No.	Size	Length	Shape
a4(E)	110	#4	21'-1"	—
a5(E)	40	#4	21'-6"	—
a6(E)	184	#5	30'-5"	—
b4(E)	94	#4	29'-8"	—
b5(E)	278	#9	29'-9"	—
b6(E)	4	#4	12'-2"	—
b7(E)	10	#5	29'-8"	—
c(E)	124	#5	1'-3"	—
c1(E)	62	#5	3'-6"	—
c2(E)	1	#5	10'-10"	—
f(E)	232	#4	9'-8"	—
w(E)	160	#5	30'-5"	—
Concrete Superstructure			Cu. Yd.	172.0
Concrete Structures			Cu. Yd.	35.7
Reinforcement Bars, Epoxy Coated			Pound	45,260

BRIDGE APPROACH SLAB DETAILS
STRUCTURE NO. 082-0038

DESIGNED	JJD
CHECKED	EML
DRAWN	AJF
CHECKED	JJD

HORNER & SHIFRIN, INC.
ENGINEERS

SHEET NO. 20 48 SHEETS	F.A.P. RTE. 312	SECTION 64-1VBR	COUNTY ST. CLAIR	TOTAL SHEETS 259	SHEET NO. 72
	CONTRACT NO. 76882			ILLINOIS FED. AID PROJECT	