STATE OF ILLINOIS
DEPARTMENT OF TRANSPORTATION

ROUTE NO.	SECTION	COUNTY	TOTAL SHEETS	SHEET NO.
F.A.P. 14	SN-082	ST CLAIR	23	14

SHEET NO. 10
18 SHEETS

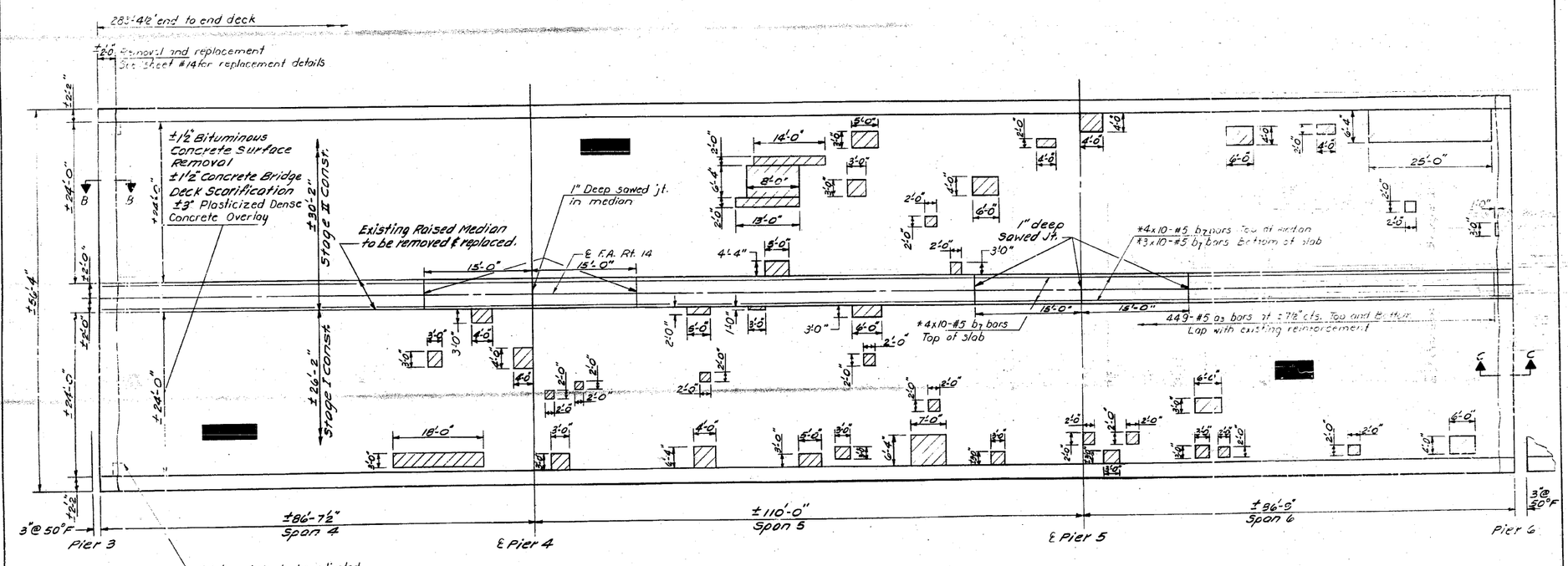

For notes see sheet #9.

* For placement see median replacement details on sheet #14.

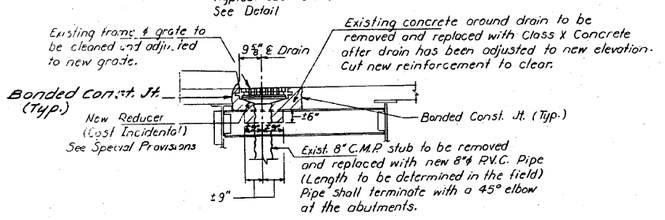

DRAIN ADJUSTMENT DETAIL
(At abuts. & pier 3)

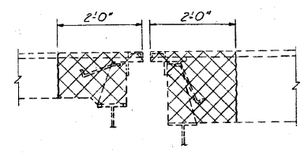

REMOVAL DETAIL AT PIER 3
Cross hatched areas indicate Concrete Removal.

Note: Removal of existing expansion devices above the diaphragms is incidental to "Concrete Removal."

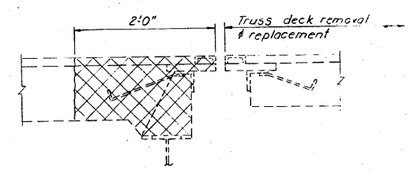

REMOVAL DETAIL AT PIERS 6 & 7
Cross hatched area indicates Concrete Removal.

DECK REPAIR DETAILS
SPANS 4,5 & 6
F.A. RTE. 14 SEC. 64-1VB1
ST. CLAIR COUNTY
STA. 218+07.13

DESIGNED	[signature]
CHECKED	[signature]
DRAWN	LH
CHECKED	DG

Feb. 4 1985
EXAMINED [signature]
PASSED [signature]
APPROVED [signature]

FOR INFORMATION ONLY

Coombe-Bloxdorf P.C.
-CIVIL ENGINEERS-
-STRUCTURAL ENGINEERS-
-LAND SURVEYORS-
Design Firm License No. 184-002703

FILE NAME = ...\145-D876882-exist-bridge-repair-plans-15.dgn	USER NAME = CFC..	DESIGNED -	REVISED -
	PLOT SCALE = 40.000000 ' / IN.	DRAWN -	REVISED -
CB JOB NO 09021	PLOT DATE = 8/5/2010	CHECKED -	REVISED -
		DATE - / /	REVISED -

STATE OF ILLINOIS
DEPARTMENT OF TRANSPORTATION

SN 082-0030 PLANS
(REHABILITATION PLANS)

SCALE: | SHEET NO. OF SHEETS | STA. TO STA.

F.A.P. RTE.	SECTION	COUNTY	TOTAL SHEETS	SHEET NO.
312	64-1VBR	ST. CLAIR	259	145
		CONTRACT NO. 76882		
		ILLINOIS FED. AID PROJECT		