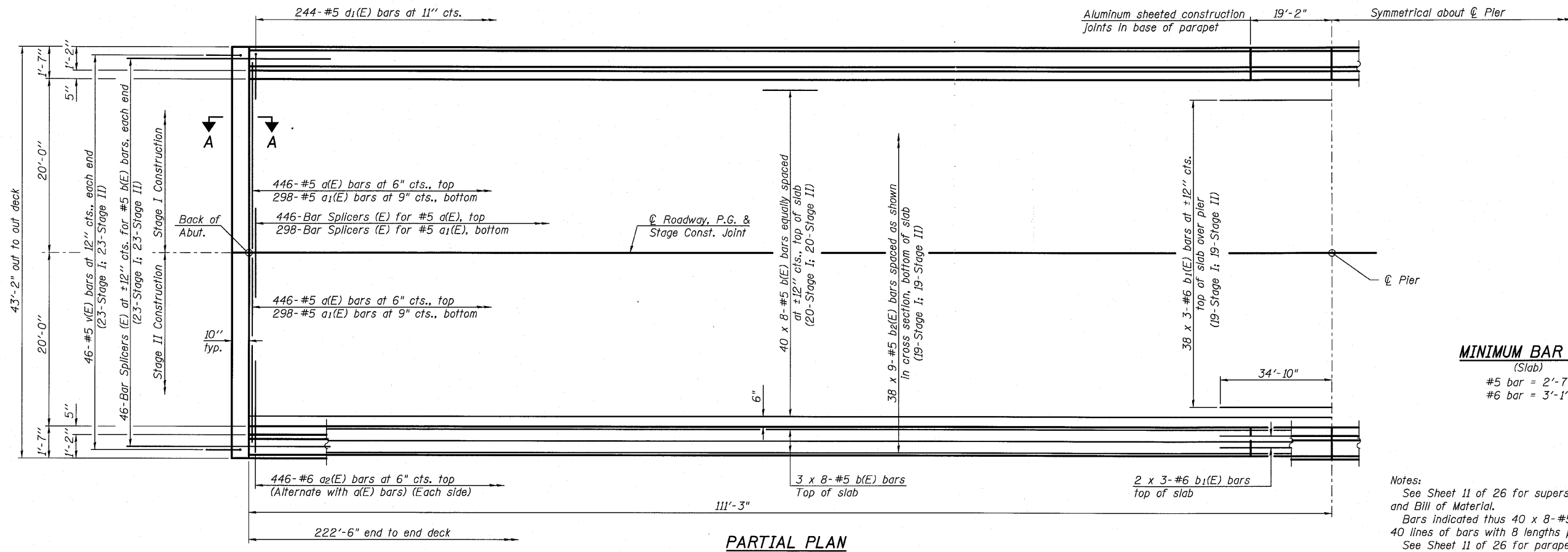
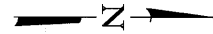


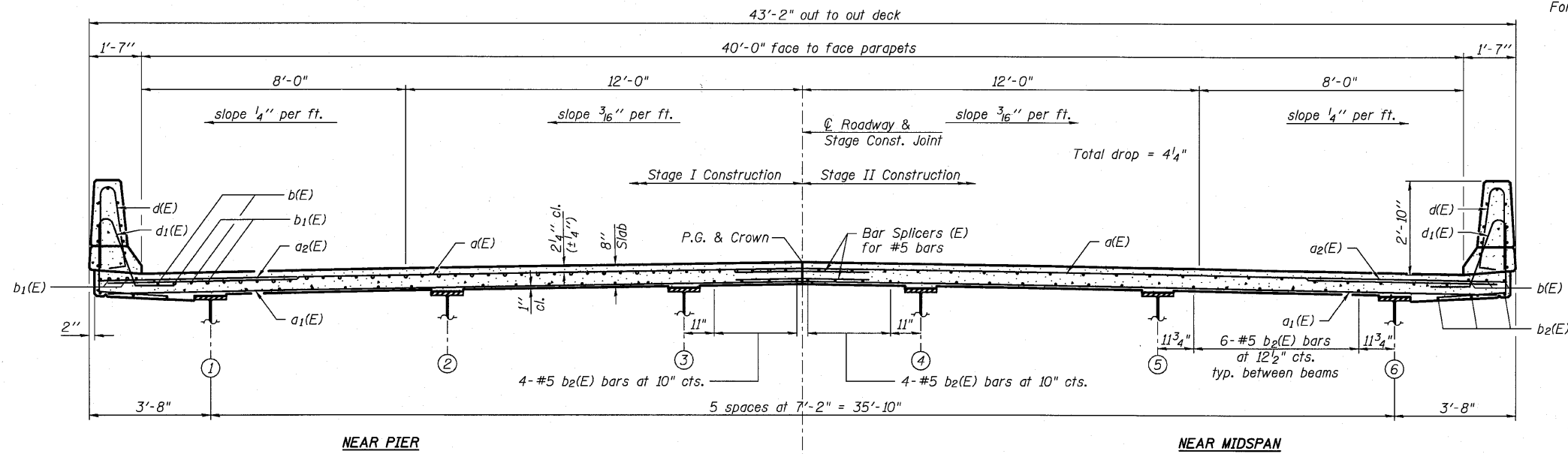
STATE OF ILLINOIS
DEPARTMENT OF TRANSPORTATION



PARTIAL PLAN

MINIMUM BAR LAP
(Slab)
#5 bar = 2'-7"
#6 bar = 3'-1"

Notes:
See Sheet 11 of 26 for superstructure details and Bill of Material.
Bars indicated thus 40 x 8-#5 etc. indicates 40 lines of bars with 8 lengths per line.
See Sheet 11 of 26 for parapet reinforcement.
See Sheet 14 of 26 for section A-A.
For details of Bar Splicers, see Sheet 22 of 26.



CROSS SECTION
(Looking North)

**SUPERSTRUCTURE
STRUCTURE NO. 098-0117**

DESIGNED -	AEU
CHECKED -	DLS
DRAWN -	AWH
CHECKED -	AEU

<p>WILLS BURKE KELSEY ASSOCIATES LTD. 116 West Main Street, Suite 201 St. Charles, Illinois 60174 (630) 443-7755</p>	SHEET NO. 10 26 SHEETS	F.A.P. RTE.	SECTION	COUNTY	TOTAL SHEETS	SHEET NO.
		646	8BR-1	WHITESIDE	90	44
		CONTRACT NO. 84854				ILLINOIS FED. AID PROJECT

FILE NAME P:\CBBEL\MEST.Proj\struct\098-0117\24100.WPD; IL 48'Structure\098-0117-84854-010-Super.dgn

PLOT CREATION DATE = 8/2/2018