STATE OF ILLINOIS
DEPARTMENT OF TRANSPORTATION

## SOLDIER PILE INFORMATION CHART

| Reference Point | Station | Offset to ℄ of Hole | Offset to Center Front Flange of Pile | Pile Section | Top of Pile | Bottom of Pile | Finished Pile Length | Furnished Pile Length | No. Stud Shear Connectors |
|---|---|---|---|---|---|---|---|---|---|
| 1 | 210+86.59 | 9.76' Lt. | 9.17' Lt. | W14x109 | 710.86 | 695.40 | 15.46 | 17 | – |
| 2 | 210+93.09 | 9.76' Lt. | 9.17' Lt. | W14x109 | 711.17 | 695.40 | 15.77 | 17 | 16 |
| 3 | 210+99.59 | 9.76' Lt. | 9.17' Lt. | W14x109 | 711.48 | 695.40 | 16.08 | 17 | 16 |
| 4 | 211+06.09 | 9.76' Lt. | 9.17' Lt. | W14x109 | 711.79 | 695.40 | 16.39 | 18 | 18 |
| 5 | 211+12.59 | 9.76' Lt. | 9.17' Lt. | W14x109 | 712.10 | 695.40 | 16.70 | 18 | 18 |
| 6 | 211+17.09 | 9.76' Lt. | 9.17' Lt. | W14x109 | 712.31 | 695.40 | 16.91 | 18 | 18 |
| 7 | 211+23.59 | 9.76' Lt. | 9.17' Lt. | W14x109 | 712.64 | 695.40 | 17.24 | 19 | 20 |
| 8 | 211+30.09 | 9.76' Lt. | 9.17' Lt. | W14x109 | 712.95 | 695.40 | 17.55 | 19 | 20 |
| 9 | 211+36.59 | 9.76' Lt. | 9.17' Lt. | W14x109 | 713.24 | 695.84 | 17.40 | 19 | 20 |
| 10 | 211+41.09 | 9.76' Lt. | 9.17' Lt. | W14x109 | 713.46 | 695.84 | 17.62 | 19 | 22 |
| 11 | 211+47.59 | 9.76' Lt. | 9.17' Lt. | W14x109 | 713.77 | 695.84 | 17.93 | 19 | 22 |
| 12 | 211+54.09 | 9.76' Lt. | 9.17' Lt. | W14x109 | 714.08 | 695.84 | 18.24 | 20 | 22 |
| 13 | 211+60.59 | 9.76' Lt. | 9.17' Lt. | W14x109 | 714.39 | 695.84 | 18.55 | 20 | 24 |
| 14 | 211+65.09 | 9.76' Lt. | 9.17' Lt. | W14x109 | 714.60 | 695.84 | 18.76 | 20 | 24 |
| 15 | 211+71.59 | 9.76' Lt. | 9.17' Lt. | W14x109 | 714.91 | 695.84 | 19.07 | 20 | 24 |
| 16 | 211+78.09 | 9.76' Lt. | 9.17' Lt. | W14x109 | 715.22 | 695.84 | 19.38 | 21 | 24 |
| 17 | 211+84.59 | 9.76' Lt. | 9.17' Lt. | W14x109 | 715.53 | 695.84 | 19.69 | 21 | 24 |
| 18 | 211+92.60 | 8.98' Lt. | 8.39' Lt. | W14x109 | 715.84 | 695.84 | 20.00 | 21 | – |
| | | | | | | | | | |
| | | | | | Totals | | 319 Ft. | 343 Ft. | 332 Ea. |

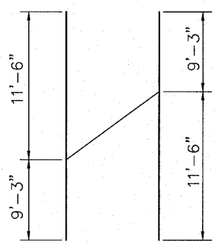


BAR v
CUT DIAGRAM

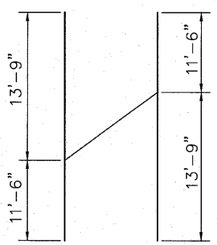


BAR $v_1$
CUT DIAGRAM

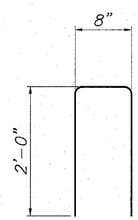


BAR $v_2$

| BORING NUMBER | STATION | OFFSET | GROUND ELEV. | EST. COMP. ROCK ELEV. |
|---|---|---|---|---|
| B-1 | 205+62 | 20.1' LT | 728 | N/A |
| B-2 | 206+69 | 44.3' LT | 728 | N/A |
| B-3 | 207+60 | 36.1' LT | 728 | 701.5 |
| B-4 | 208+20 | 43.1' RT | 695 | 693.5 |
| B-5 | 209+64 | 59.9' RT | 693 | 691.0 |
| B-6 | 210+83 | 40.15' RT | 696 | 693.0 |
| B-7 | 212+10 | 37.74' RT | 696 | 694.5 |
| B-8 | 213+71 | 34.17' RT | 698 | 691.5 |
| B-9 | 211+98 | 31.8' LT | 716 | 706.0 |
| B-10 | 211+67 | 77.9' LT | 720 | 710.0 |
| B-11 | 212+57 | 61.6' LT | 721 | 705.0 |
| B-12 | 211+12 | 200.5' LT | 736 | 714.0 |
| B-13 | 212+13 | 155.2' LT | 730 | 709.0 |
| B-14 | 209+57 | 39.5' LT | 730 | 705.0 |
| B-15 | 208+63 | 54.3' LT | 730 | 700.0 |

## BILL OF MATERIAL
### Cast-in-Place Concrete

| Bar | No. | Size | Length | Shape |
|---|---|---|---|---|
| h (E) | 64 | #5 | 25'-7" | ——— |
| $h_1$(E) | 64 | #5 | 23'-8" | ——— |
| $h_2$(E) | 16 | #5 | 6'-6" | ——— |
| | | | | |
| v (E) | 48 | #4 | 20'-9" | ——— |
| $v_1$(E) | 48 | #4 | 25'-3" | ——— |
| $v_2$(E) | 96 | #4 | 4'-8" | ——— |
| | | | | |
| Concrete Structures | | | Cu. Yd. | 56.3 |
| Reinforcement Bars (Epoxy Coated) | | | Pound | 5,355 |
| Form Liner Textured Surface | | | Sq. Ft. | 990 |

SP WALL No. 23 DETAILS
PILE INFORMATION &
C.I.P. BILL OF MATERIALS
PEDESTRIAN RIVERWALK
ALONG THE ROCK RIVER
WINNEBAGO COUNTY
SECTION NO. 06-00543-00-BT
STATION 210+86.59 TO
STATION 211+92.60

| | |
|---|---|
| DESIGNED | CTB |
| CHECKED | AAG |
| DRAWN | JAW |
| CHECKED | JWH |


McClure Engineering Associates, Inc.
7282 Argus Drive Rockford, Illinois 61107-5837
(815) 398-2332 Fax (815) 398-2496
Design Firm License: Illinois#184-000816

Copyright 2009 by McClure Engineering Associates, Inc.

SHEET NO. 4
4 SHEETS

| F.A. RTE. | SECTION | COUNTY | TOTAL SHEETS | SHEET NO. |
|---|---|---|---|---|
| | 06-00543-00-BT | WINNEBAGO | 148 | 98 |
| | | CONTRACT NO. | | 85521 |
| FED. ROAD DIST. NO. | ILLINOIS | FED. AID PROJECT | | |

08 RIVERWALK MUSEUM\DESIGN\DRAWINGS\STRUCTURAL\IGPBE\08-008 SP-WALL 23.DWG, DET-23 (3), 9/1/2010 3:02:15 PM,