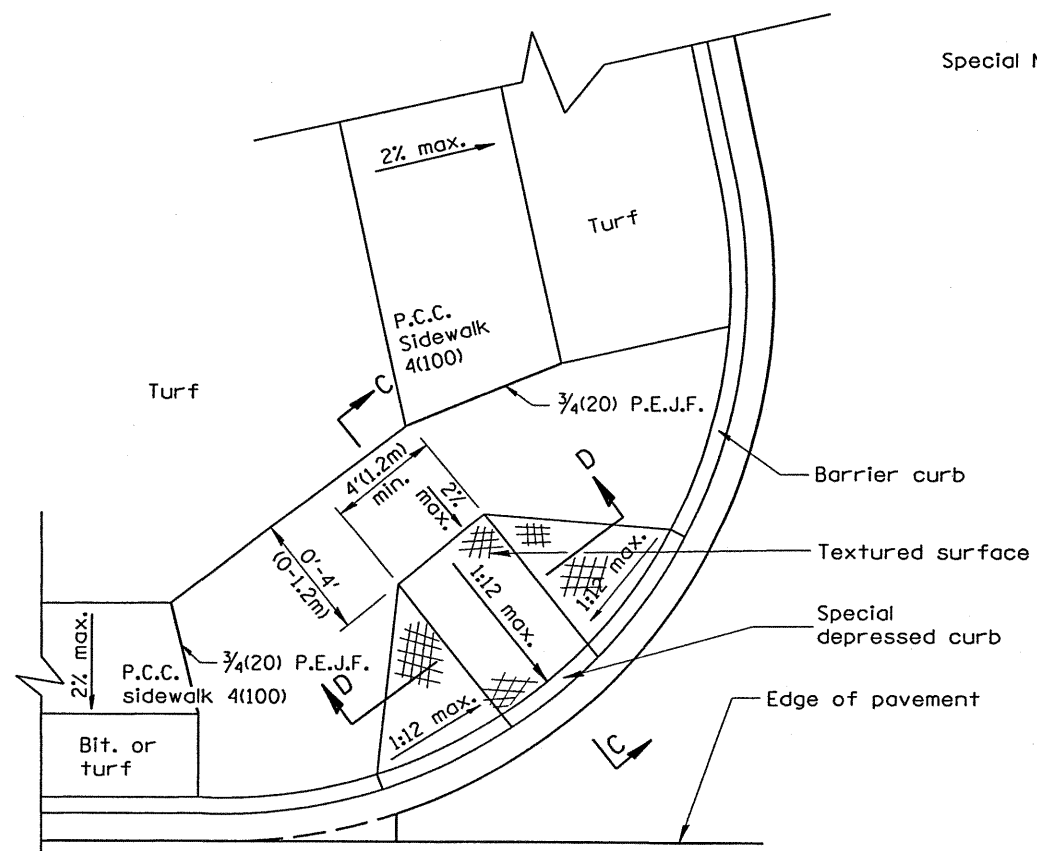
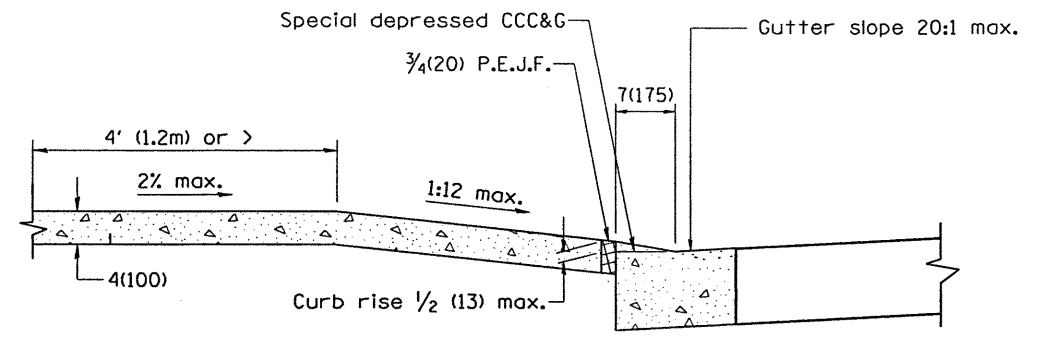


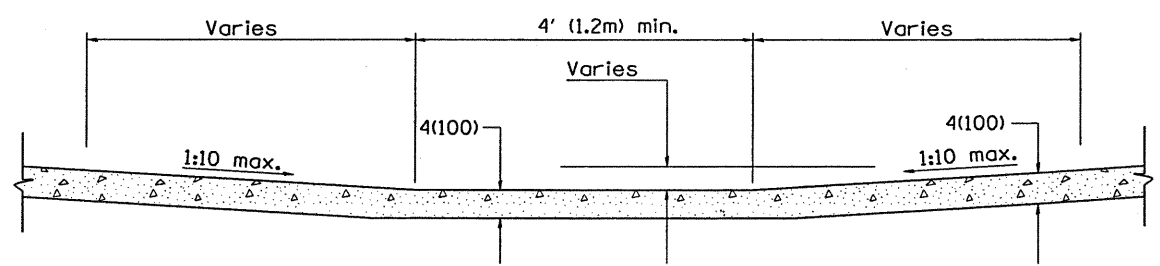
CASE 1
TYPE B RAMP WITH 4' (1.2m) OR MORE AT BACK OF RAMP



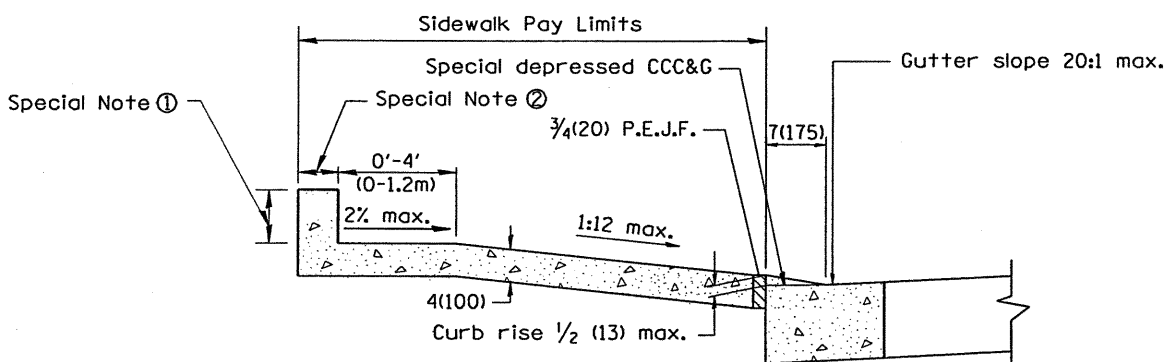
CASE 2
TYPE B RAMP WITH LESS THAN 4' (1.2m) AT BACK OF RAMP



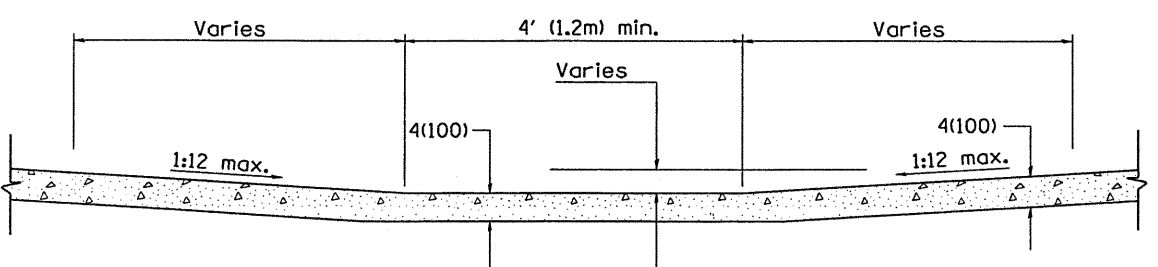
SEC. A-A



SEC. B-B



SEC. C-C



SEC. D-D

GENERAL NOTES

1. Refer to State Standard 424001 for texturing and other design elements.
2. The controls shown on this standard are applicable to Type B Curb and Combination Concrete Curb & Sidewalk construction.
3. The maximum length of texturing shall be 6'(1.8m) unless otherwise shown.

SPECIAL NOTES

- ① Variable height edge treatment as required to match existing conditions. Maximum height = 9(225)
- ② 4(100) wall to be built outside of plan sidewalk width, if ROW allows.

DESIGNER NOTES:
 1. THIS DRAWING SHOULD BE USED IN CONJUNCTION WITH STATE STANDARD 424001.
 2. DESIGNER SHOULD REVIEW CHAPTER 58 OF THE BDE FOR ADA REQUIREMENTS.

All dimensions are in inches (millimeters) unless otherwise noted.

01-01-97	RENUM. A-5.01, NEW REVISION BOX, REVISED TITLE	T.P.
09-15-05	REVISED DESIGNER NOTE	M.M.A.
10-16-06	REVISED TO 2007 SPEC.	M.A.

STATE OF ILLINOIS
DEPARTMENT OF TRANSPORTATION

SIDEWALK RAMPS, ACCESSIBLE TO THE DISABLED

NOT TO SCALE

SHT. 1 OF 2
CADD STD. 424001-D4

F.A. RTE.	SECTION	COUNTY	TOTAL SHEETS	SHEET NO.
	00-P4002-03-BT	PEORIA	53	32
CONTRACT NO. 89307				
FED. ROAD DIST. NO. ILLINOIS FED. AID PROJECT				