

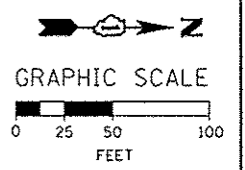
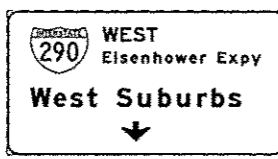
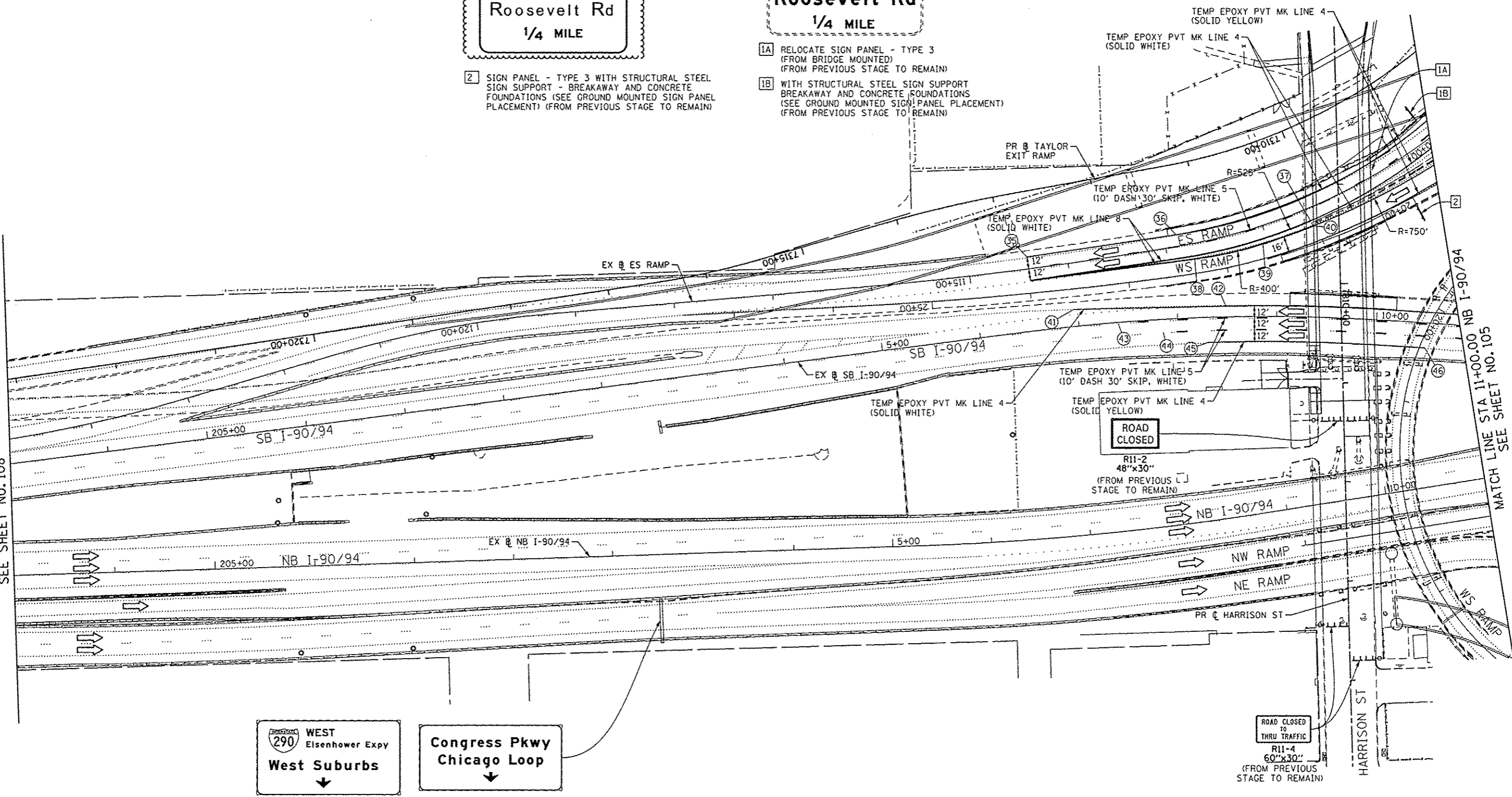
2 SIGN PANEL - TYPE 3 WITH STRUCTURAL STEEL SIGN SUPPORT - BREAKAWAY AND CONCRETE FOUNDATIONS (SEE GROUND MOUNTED SIGN PANEL PLACEMENT) (FROM PREVIOUS STAGE TO REMAIN)

1A RELOCATE SIGN PANEL - TYPE 3 (FROM BRIDGE MOUNTED) (FROM PREVIOUS STAGE TO REMAIN)
 1B WITH STRUCTURAL STEEL SIGN SUPPORT BREAKAWAY AND CONCRETE FOUNDATIONS (SEE GROUND MOUNTED SIGN PANEL PLACEMENT) (FROM PREVIOUS STAGE TO REMAIN)

- NOTE:
- UNLESS NOTED OTHERWISE, ALL STATIONS AND OFFSETS USED ARE TAKEN FROM SB I-90/94 BASELINE.
 - FOR LEGEND SEE SHEET NO. 65
 - SEE LAYOUT INFORMATION ON SHEETS 69 & 70

MATCH LINE STA 203+00.00 NB I-90/94
SEE SHEET NO. 108

MATCH LINE STA 11+00.00 NB I-90/94
SEE SHEET NO. 105



D160W26-Shr-Staging3AC-ML-05	DESIGNED - OPS	REVISED - 10/15/2013
USER NAME = PIMSARNO	DRAWN - PHP	REVISED -
PLOT SCALE = 50.0000 1/16"	CHECKED - DBM	REVISED -
PLOT DATE = 10/15/2013	DATE - 9/15/13	REVISED -

STATE OF ILLINOIS DEPARTMENT OF TRANSPORTATION

SUGGESTED STAGES OF CONSTRUCTION AND TRAFFIC CONTROL PLAN	
MAINLINE STAGING 3A-3C	
SCALE: 1" = 50'	SHEET 5 OF 8 SHEETS STA. TO STA.

F.A.I. RTE.	SECTION	COUNTY	TOTAL SHEETS	SHEET NO.
90/94/290	2013-008R	COOK	559	107
CONTRACT NO. 60W26				

ILLINOIS FED. AID PROJECT				
---------------------------	--	--	--	--