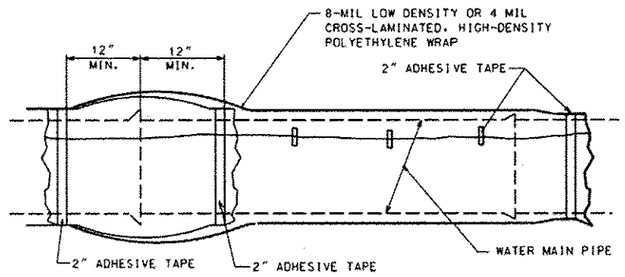

CHART "A" POLYWRAP FLAT TUBE WIDTHS		
PIPE DIAMETER (IN.)	D.I.P. WITH PUSH-ON JOINTS (IN.)	D.I.P. WITH MECHANICAL JOINTS (IN.)
4	14	16
6	17	20
8	21	24
12	29	30
16	37	37
24	53	53

NOTES:

1. USE ONE LENGTH OF POLYETHYLENE TUBE WRAP FOR EACH LENGTH OF PIPE. OVERLAPPED AT PIPE JOINTS AND FOLD EXCESS OVER TOP OF TUBE FOR SLACK REDUCTION.
2. USE CHART "A" TO SELECT SIZE OF WRAP.

REV:04.09

WATER MAIN
POLYETHYLENE WRAP DETAIL

D-10

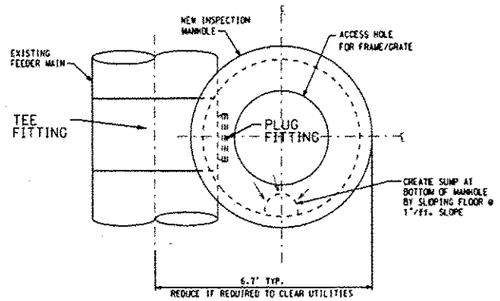

PLAN

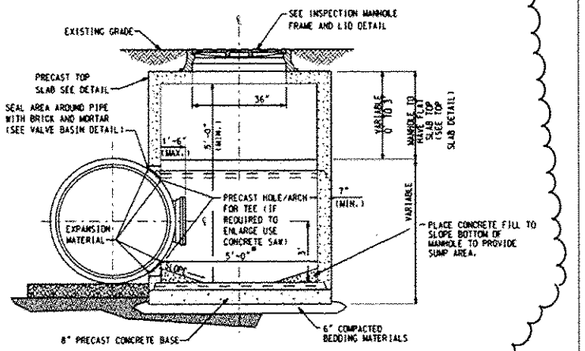

SECTIONAL VIEW

NOTE:
ALL OPENINGS IN BASIN SHALL BE SEALED WITH "NO SHRINK" GROUT.

- INSPECTION MANHOLE AT STA. 203+20.38 SHALL BE 8'-0" INSIDE DIAMETER

REV:04.07

INSPECTION MANHOLE

FM-1

A

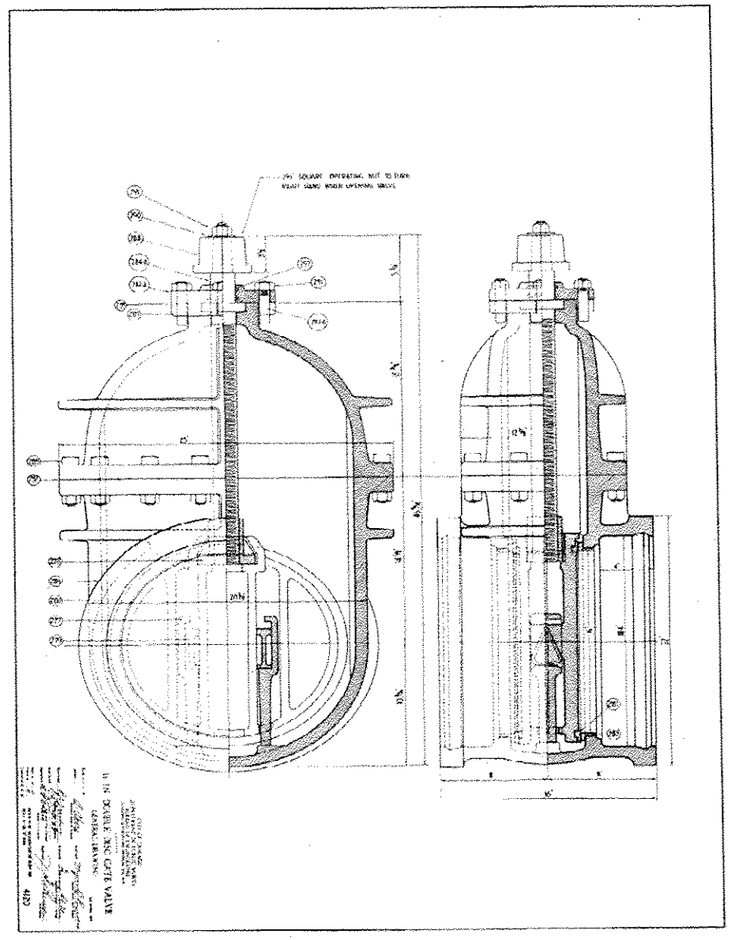

FILE PATH = pw:\\388039-pwinfl.aecomonline.local:PWAECOM20\Documents\01 Americas\Transportation\60269938 Circle\Phase_II\000_CAD\006_Roadway\Sheets\60W26_Contract\D160W26-sht-WM-06.dgn

AECOM 303 EAST WACKER DRIVE, SUITE 1400 CHICAGO, IL 60601-5276 PHONE: (312) 373-7700 FAX: (312) 373-6800	D160W26-sht-WM-06.dgn	DESIGNED - HHC	REVISED A - 10/15/2013
	USER NAME = Cooper-M2	DRAWN - HHC	REVISED -
	PLOT SCALE = 40.0000 ' / in.	CHECKED - RBB	REVISED -
	PLOT DATE = 10/15/2013	DATE - 9/15/13	REVISED -

STATE OF ILLINOIS
DEPARTMENT OF TRANSPORTATION

WATER MAIN DETAILS

SCALE: | SHEET OF SHEETS | STA. TO STA.

F.A.I. RTE.	SECTION	COUNTY	TOTAL SHEETS	SHEET NO.
90/94/290	2013-008R	COOK	559	145
		CONTRACT NO. 60W26		
		ILLINOIS FED. AID PROJECT		