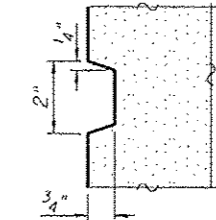


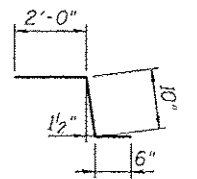
SECTION C-C

NOTES:

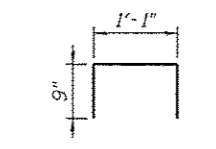
See sheet S1-23 of S1-48 for Detail A.
 Approach slab and parapet concrete shall be paid for as Concrete Superstructure.
 Approach footing concrete shall be paid for as Concrete Structures.
 Reinforcement shall be paid for as Reinforcement Bars, Epoxy Coated.
 For v200(E) bar details, see sheet S1-36.
 The approach footing maximum applied service bearing pressure (Q_{max}) = 2.0 ksf.
 Cost of excavation for approach footing included with Concrete Structures.
 For bar splicer details, see sheet S1-45.
 For Granular Backfill for Structures details, see sheet S1-03.



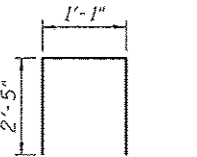
REVEAL DETAIL



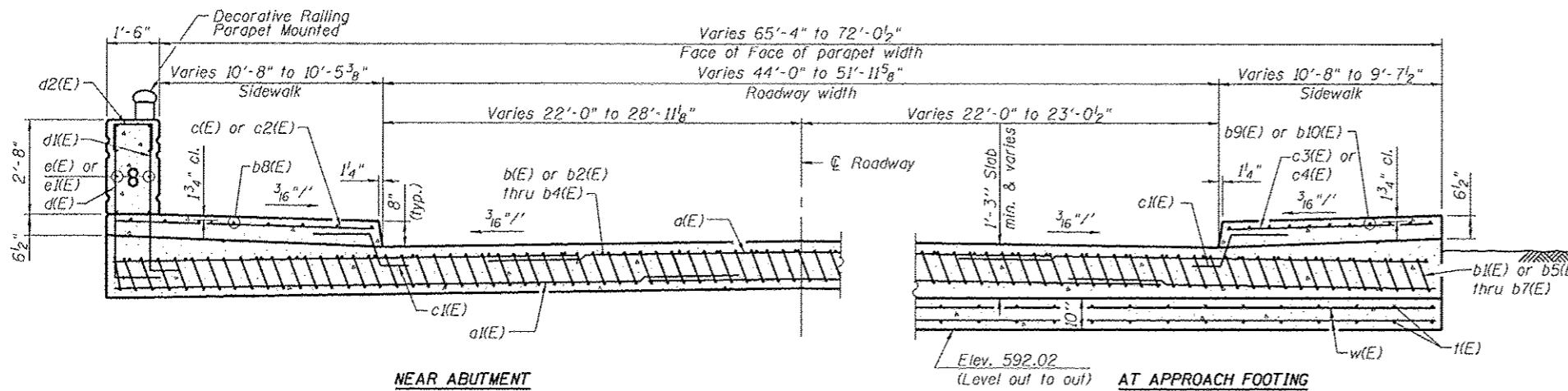
BAR c(E)



BAR d2(E)



BAR d3(E)

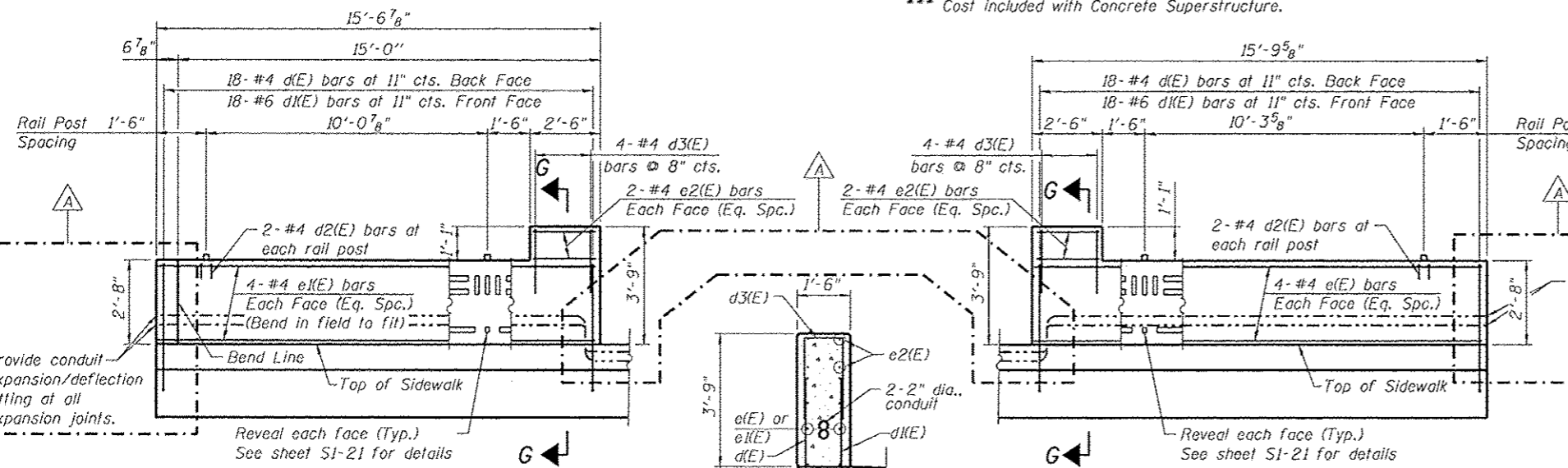


SECTION D-D

(See Plan for dimensions not shown)

* Till #9 b(E) or b5(E) thru b7(E) bars as required to maintain clearance.

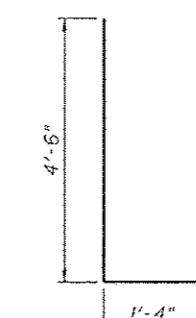
*** Cost included with Concrete Superstructure.



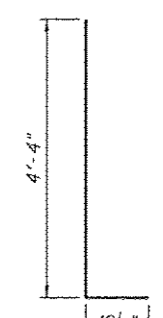
VIEW E-E

VIEW F-F

SECTION G-G



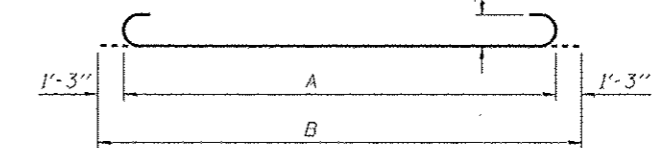
BAR d(E)



BAR d(E)

A & B Dimensions

Bar	A	B
b(E)	27'-3"	29'-9"
b5(E)	30'-7"	33'-1"
b6(E)	12'-2"	14'-8"
b7(E)	13'-3"	15'-9"



BARS

BILL OF MATERIAL

Bar	No.	Size	Length	Shape
a(E)	66	#4	30'-2"	—
a1(E)	123	#5	30'-7"	—
b(E)	53	#4	29'-8"	—
b1(E)	157	#9	29'-9"	—
b2(E)	2	#4	15'-2"	—
b3(E)	2	#4	15'-5"	—
b4(E)	5	#4	33'-1"	—
b5(E)	13	#9	33'-1"	—
b6(E)	4	#9	14'-8"	—
b7(E)	4	#9	15'-9"	—
b8(E)	8	#5	33'-2"	—
b9(E)	10	#5	30'-5"	—
b10(E)	1	#5	18'-0"	—
c(E)	18	#5	11'-5"	—
c1(E)	64	#5	3'-4"	—
c2(E)	15	#5	13'-5"	—
c3(E)	16	#5	12'-5"	—
c4(E)	15	#5	10'-6"	—
d(E)	36	#4	5'-10"	—
d1(E)	36	#6	5'-2 1/2"	—
d2(E)	8	#4	2'-7"	—
d3(E)	8	#4	5'-11"	—
e(E)	8	#4	15'-5"	—
e1(E)	8	#4	15'-2"	—
e2(E)	8	#4	2'-2"	—
f(E)	176	#4	9'-8"	—
w(E)	120	#5	31'-4"	—
Concrete Superstructure	Cu. Yd.		129	
Concrete Structures	Cu. Yd.		28	
Reinforcement Bars, Epoxy Coated	Pound		31550	
Protective Coat	Sq. Yd.		286	
Bridge Deck Grooving	Sq. Yd.		160	

0161713-50126-S24-ApprSlab



USER NAME = kritzm
 DESIGNED = EJO
 CHECKED = ATB
 DRAWN = BRD
 CHECKED = EJO
 PLOT SCALE = N.T.S.
 PLOT DATE = 9/15/2013

DESIGNED = EJO
 CHECKED = ATB
 DRAWN = BRD
 CHECKED = EJO

REVISED 10/15/2013 EJO, BRD
 REVISED
 REVISED

STATE OF ILLINOIS
 DEPARTMENT OF TRANSPORTATION

WEST APPROACH SLAB DETAILS
 STRUCTURE NO. 016-1713

SHEET NO. S1-24 OF S1-48 SHEETS

F.A.I. RTE.	SECTION	COUNTY	TOTAL SHEETS	SHEET NO.
90/94/290	2013-00BR	COOK	559	274
CONTRACT NO. 60W26			ILLINOIS FED. AID PROJECT	