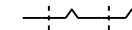

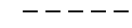
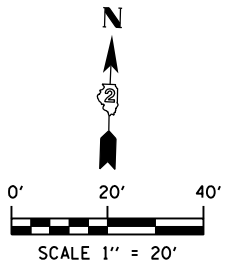
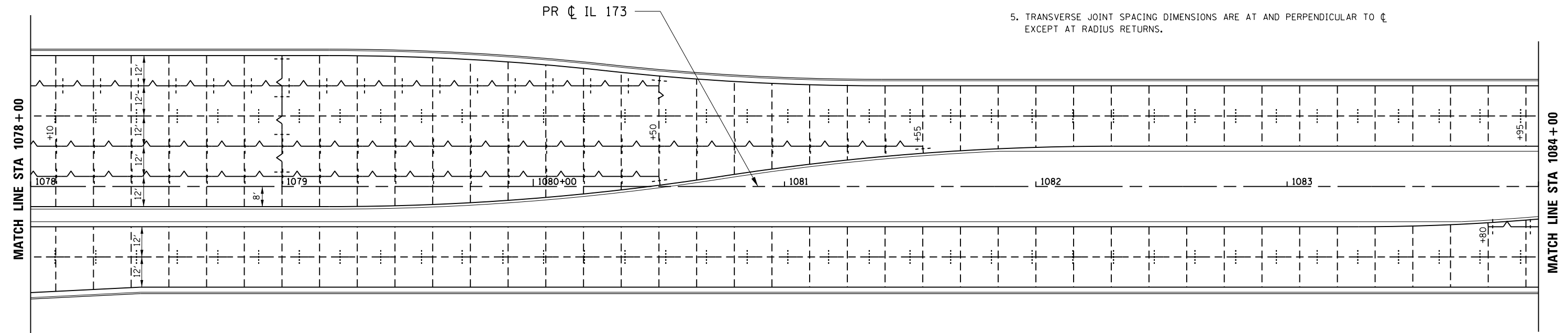


LEGEND

-  CONSTRUCTION JOINT
-  SAWED LONGITUDINAL JOINT
-  SAWED TRANSVERSE JOINT

NOTES:

1. DISTANCE BETWEEN TRANSVERSE JOINTS IS 15', UNLESS OTHERWISE NOTED.
2. SEE STANDARDS 420001, 420106 AND 606001 FOR ADDITIONAL CONSTRUCTION INFORMATION.
3. PAVEMENT BLOCK OUTS FOR MANHOLES AND OTHER STRUCTURES SHALL BE CONSTRUCTED IN ACCORDANCE WITH STANDARD 420111.
4. ADDITIONAL SAWED CONSTRUCTION JOINTS MAY BE REQUIRED IN THE FIELD. EXACT JOINT LOCATIONS SHALL BE VERIFIED AND APPROVED BY THE ENGINEER.
5. TRANSVERSE JOINT SPACING DIMENSIONS ARE AT AND PERPENDICULAR TO ϕ EXCEPT AT RADIUS RETURNS.



FILE NAME = Z00793JT-11-IL173.dgn
 MODEL = Untitled Sheet
 PLOT DRIVER = V8...IDOT_PDF...11x17.pltcf9



USER NAME = rgoertz	DESIGNED - RG	REVISED -
	DRAWN - TRF	REVISED -
PLOT SCALE = 480.0001' / ft.	CHECKED - CMS	REVISED -
PLOT DATE = 5/3/2013	DATE - APRIL 30, 2013	REVISED -

**STATE OF ILLINOIS
 DEPARTMENT OF TRANSPORTATION**

**PAVEMENT JOINTING PLAN
 IL 173**

SCALE: 1" = 20' SHEET NO. OF SHEETS STA. 1078+00 TO STA. 1084+00

F.A.P. RTE.	SECTION	COUNTY	TOTAL SHEETS	SHEET NO.
303	129R	WINNEBAGO	968	572
CONTRACT NO. 64988				
FED. ROAD DIST. NO. 2 ILLINOIS FED. AID PROJECT				