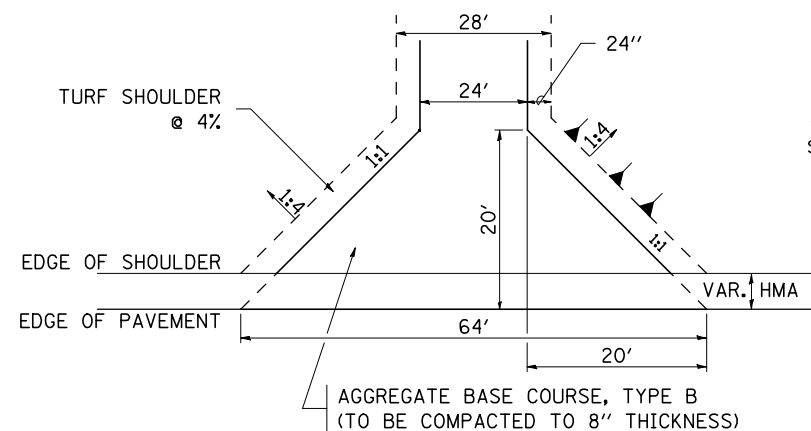
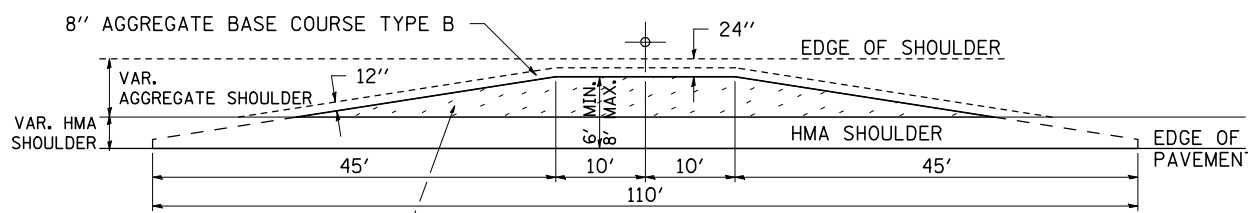


# HOT-MIX ASPHALT APPROACHES AND MAILBOX RETURNS



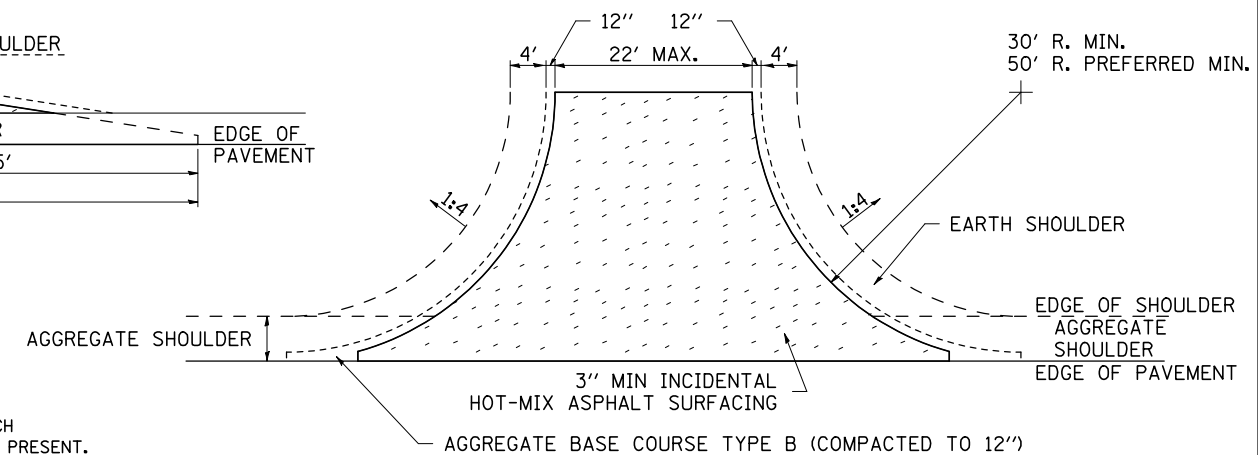
**FIELD ENTRANCE**



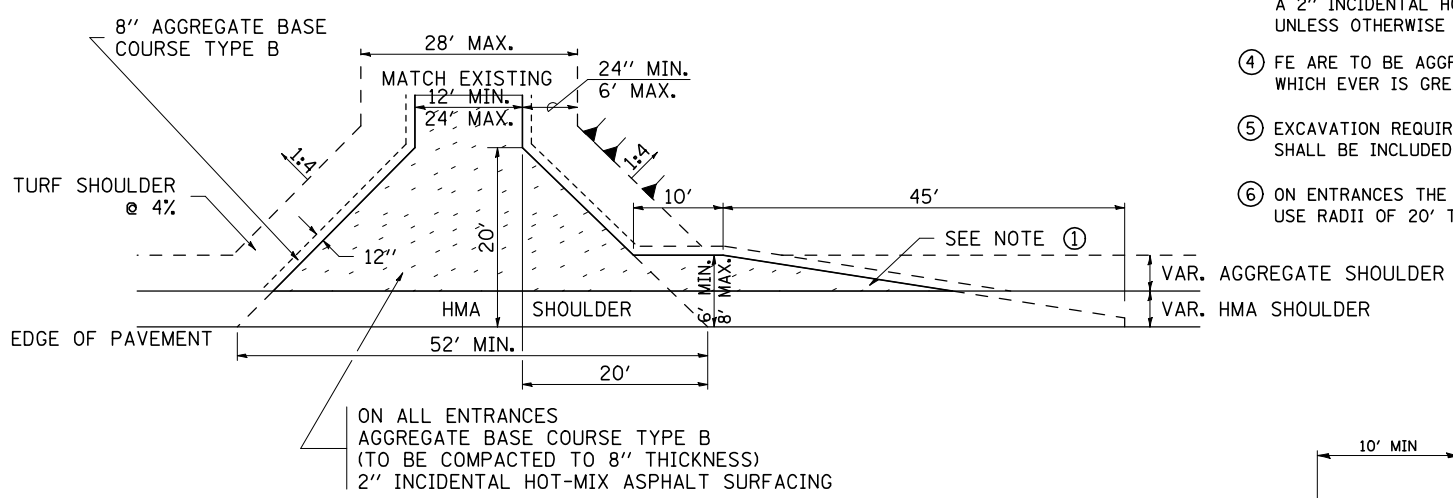
**MAILBOX TURNOUT**

**NOTE**

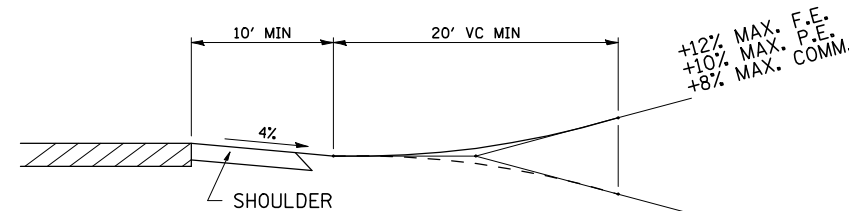
- ① TURNOUTS ARE TO BE CONSTRUCTED ON THE APPROACH SIDE OF ALL PE & CE REGARDLESS IF A MAILBOX IS PRESENT.
- ② ALL PE & CE ARE TO BE SURFACED TO RIGHT OF WAY LINE. AREA BEHIND RIGHT OF WAY SHALL MATCH EXISTING SURFACE.
- ③ ALL PE & CE TO BE CONSTRUCTED WITH AN 8" AGGREGATE BASE COURSE, TYPE B AND WITH A 2" INCIDENTAL HOT-MIX ASPHALT SURFACING, UNLESS OTHERWISE NOTED.
- ④ FE ARE TO BE AGGREGATE TO RIGHT OF WAY OR TOUCH DOWN, WHICH EVER IS GREATEST.
- ⑤ EXCAVATION REQUIRED FOR PLACEMENT OF AGGREGATE BASE COURSE SHALL BE INCLUDED IN THE COST OF THE AGGREGATE BASE COURSE.
- ⑥ ON ENTRANCES THE CONTRACTOR HAS THE OPTION OF USING RADIUS RETURNS. USE RADII OF 20' TO 60'.



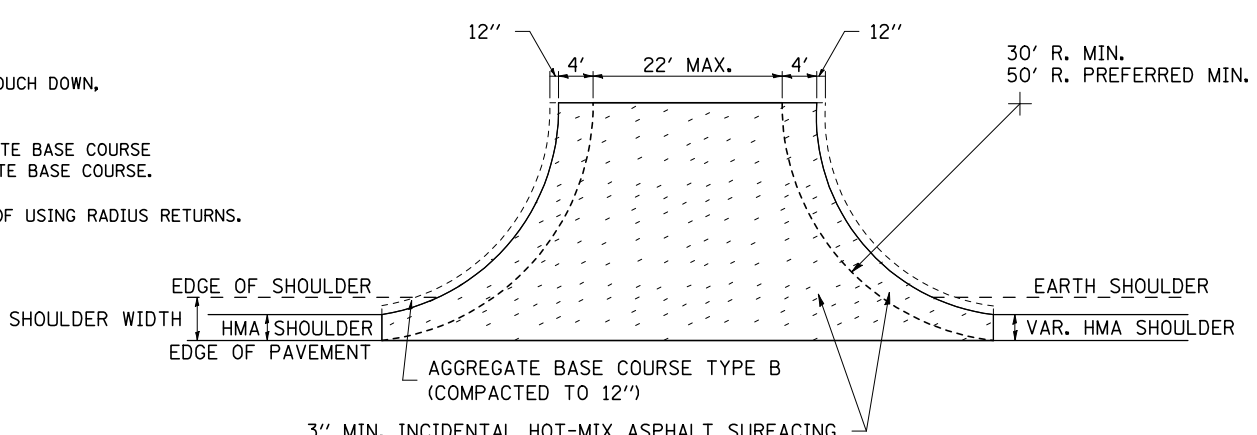
**SIDE ROAD RETURN/EARTH SHOULDER**



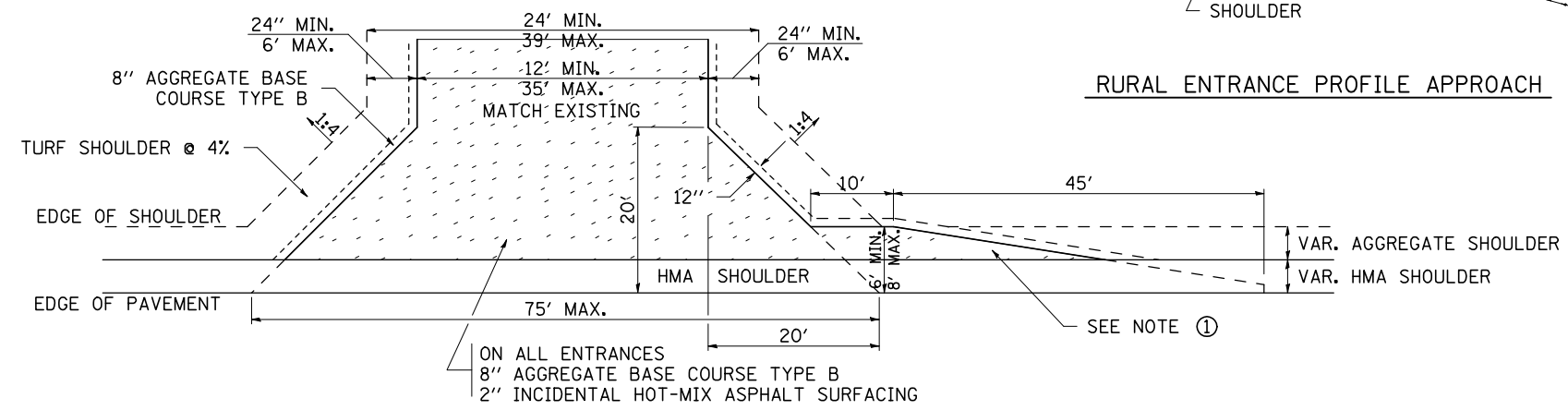
**PRIVATE ENTRANCE**



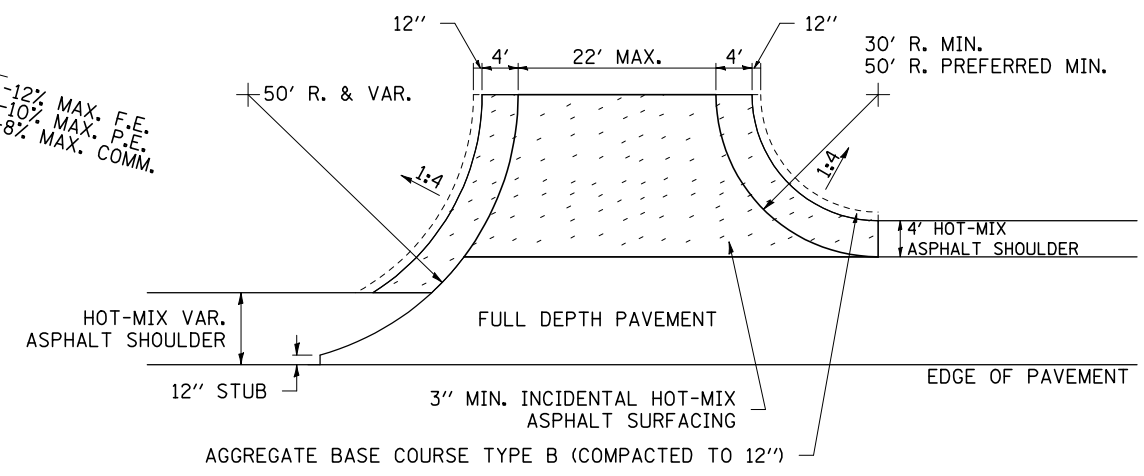
**RURAL ENTRANCE PROFILE APPROACH**



**SIDE ROAD RETURN/HMA SHOULDER**



**COMMERCIAL ENTRANCE**



**SIDE ROAD RETURN WITH RIGHT TURN LANE**

**HOT-MIX ASPHALT APPROACHES AND MAILBOX RETURNS 20.1**

FILE NAME =	USER NAME = Elgin 110	DESIGNED -	REVISED - 12-07-10
...\\CADD SHEETS\200793SPL2011.dgn		DRAWN -	REVISED -
	PLOT SCALE = 20.0000' / IN.	CHECKED -	REVISED -
	PLOT DATE = 5/2/2013	DATE -	REVISED -

**STATE OF ILLINOIS  
DEPARTMENT OF TRANSPORTATION**

<b>REGION 2 / DISTRICT 2 STANDARD</b>			
SCALE:	SHEET NO.	OF SHEETS	STA. TO STA.

F.A.P. RTE.	SECTION	COUNTY	TOTAL SHEETS	SHEET NO.
303	129R	WINNEBAGO	968	709
FED. ROAD DIST. NO. ILLINOIS FED. AID PROJECT			CONTRACT NO. 64988	