Notes:
Space reinforcement in cap to miss anchor bolts.
Pour steps monolithically with cap.
For details of piles, see sheet 48 of 55.

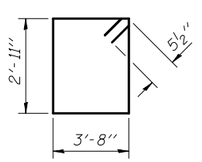

BAR $s_5(E)$

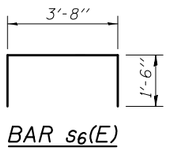

BAR $s_6(E)$

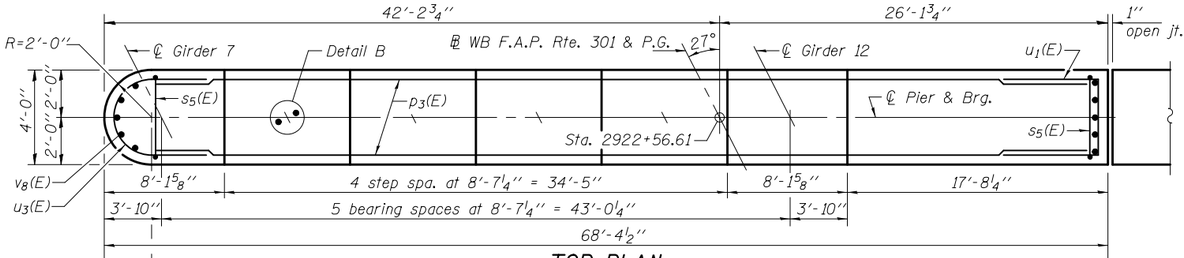

TOP PLAN

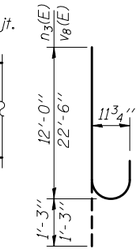

BARS $n_3(E)$ & $v_8(E)$

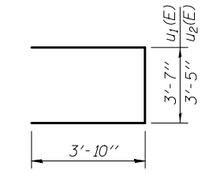

BARS $u_1(E)$ & $u_2(E)$

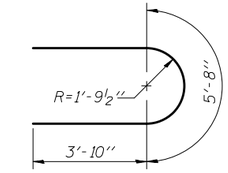

BAR $u_3(E)$

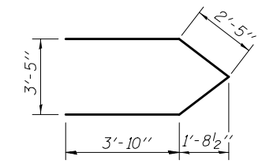

BAR $u_4(E)$

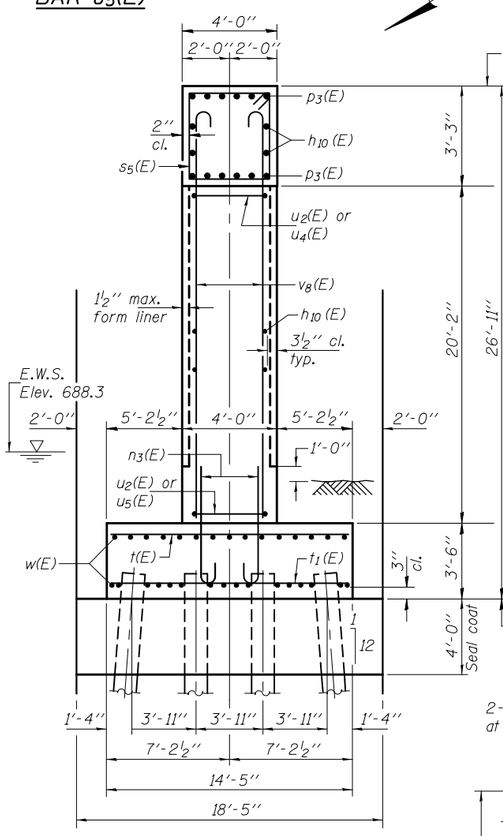

END VIEW

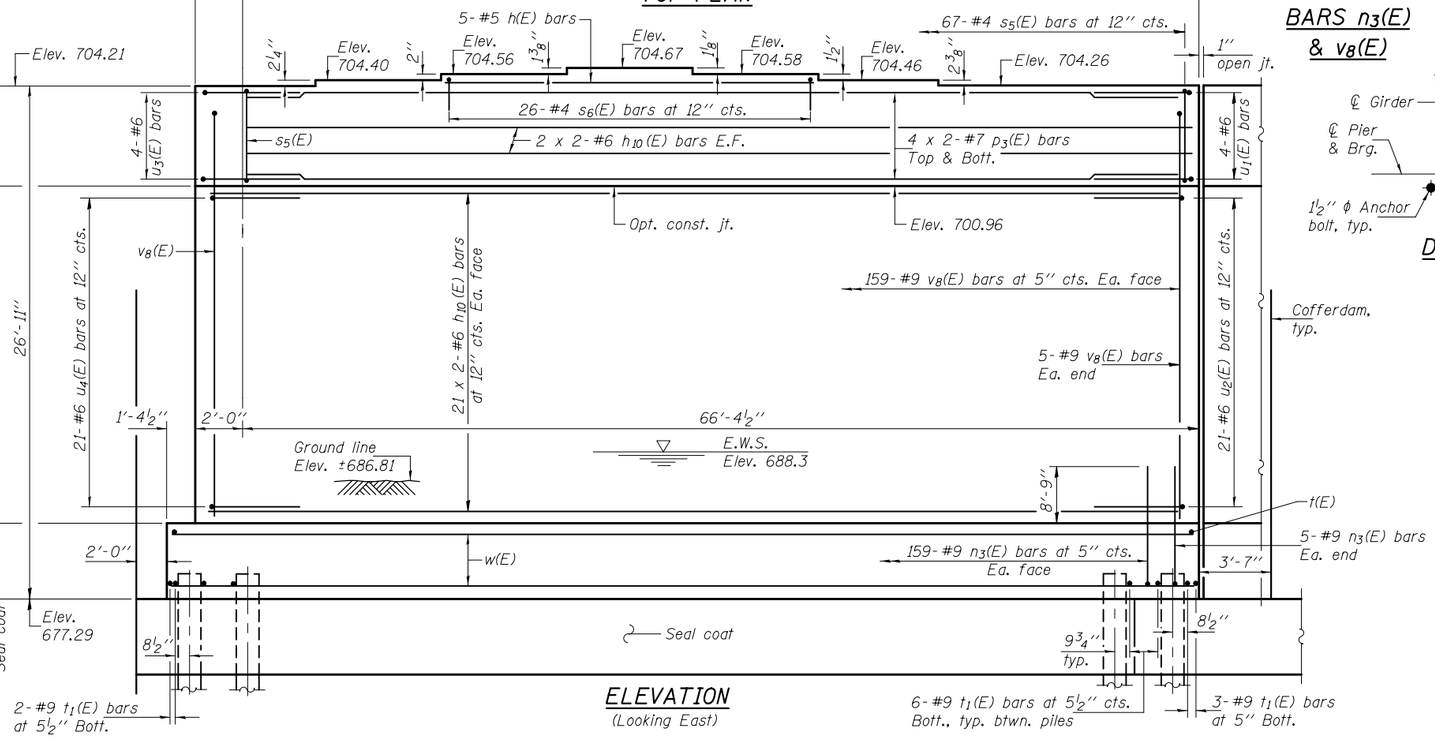

ELEVATION
(Looking East)

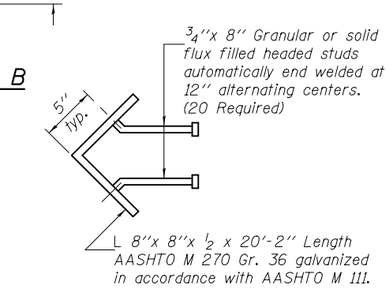

DETAIL A

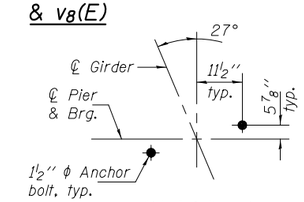

DETAIL B

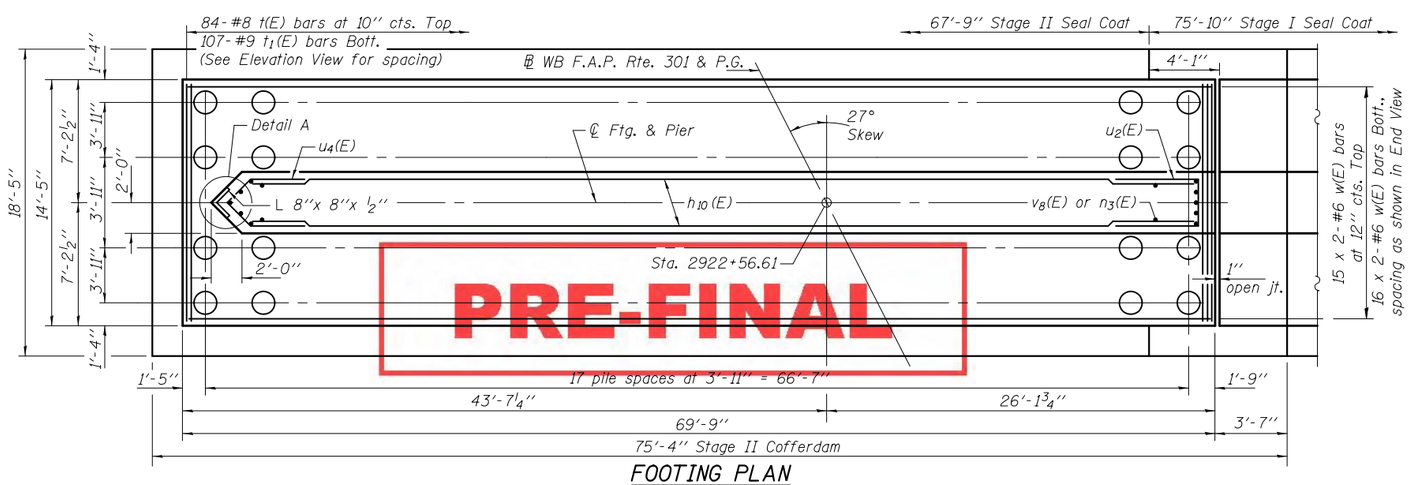

FOOTING PLAN

PRE-FINAL

MIN. BAR LAP

#6 bar = 3'-10"
#7 bar = 5'-2"

PILE DATA

Type: Metal Shell Piles 14"x .312" with Pile Shoes
Nominal Required Bearing: 314 Kips
Factored Resistance Available: 151 Kips
Est. Length: 33'
No. Production Piles: 71
No. Test Piles: 1

BILL OF MATERIAL

Bar	No.	Size	Length	Shape
$h(E)$	5	#5	25'-6"	
$h_{10}(E)$	92	#6	35'-1"	
$n_3(E)$	328	#9	13'-3"	
$p_3(E)$	16	#7	35'-9"	
$s_5(E)$	67	#5	14'-1"	
$s_6(E)$	26	#4	6'-8"	
$t(E)$	84	#8	14'-3"	
$t_1(E)$	107	#9	14'-3"	
$u_1(E)$	4	#6	11'-3"	
$u_2(E)$	21	#6	11'-1"	
$u_3(E)$	4	#6	13'-4"	
$u_4(E)$	21	#6	12'-6"	
$v_8(E)$	328	#9	23'-9"	
$w(E)$	62	#6	36'-8"	
Cofferdam Excavation			Cu. Yd.	625
Concrete Structures			Cu. Yd.	331
Reinforcement Bars, Epoxy Coated			Pound	61200
Furnishing Metal Shell Piles 14"x .312"			Foot	2343
Driving Piles			Foot	2343
Test Pile, Metal Shells			Each	1
Pile Shoes			Each	72
Cofferdam (Type 2), Location 1			Each	1
Anchor Bolts 1½"			Each	12
Seal Coat Concrete			Cu. Yd.	184.8

DESIGNED - Nick R. Barnett	EXAMINED	DATE -	STATE OF ILLINOIS DEPARTMENT OF TRANSPORTATION
CHECKED - Al-Barrae R. Sheblb	ACTING ENGINEER OF BRIDGE DESIGN	REVISED	
DRAWN - h.t. duong	PASSED	REVISED	
CHECKED - NRB/GRA	ACTING ENGINEER OF BRIDGES AND STRUCTURES		

PIER (W.B.) – STAGE II CONSTRUCTION
STRUCTURE NO. 101-0195 (E.B.) & 101-0196 (W.B.)
SHEET NO. 44 OF 55 SHEETS

F.A.P. RTE.	SECTION	COUNTY	TOTAL SHEETS	SHEET NO.
301	3BR & 3BR-1	WINNEBAGO		
		CONTRACT NO. 64D19		
	ILLINOIS	FED. AID PROJECT		