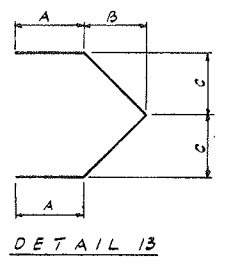
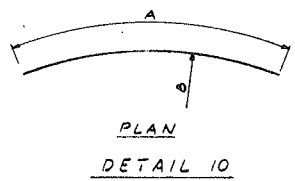
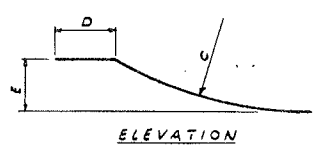
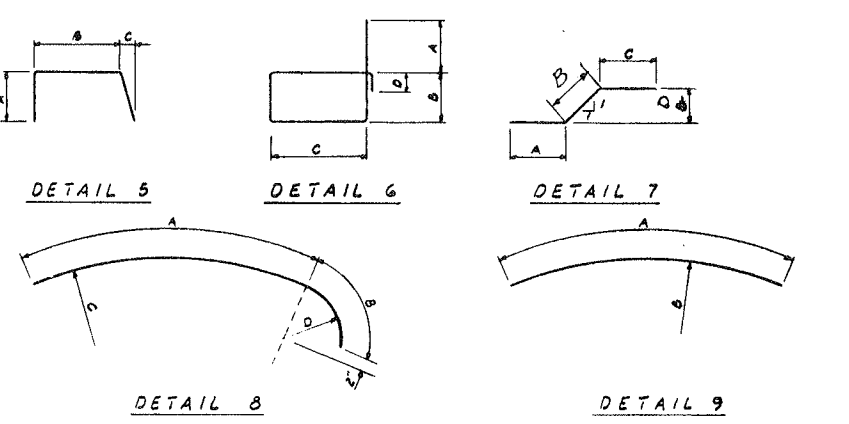
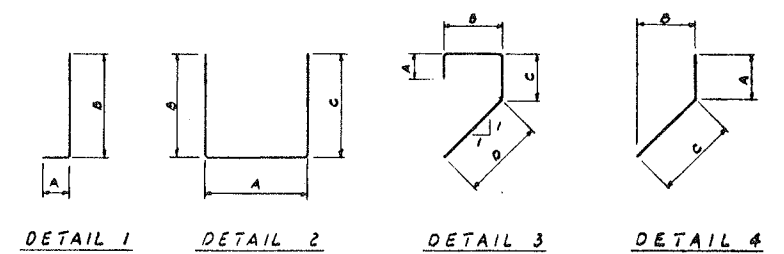


# B A R S C H E D U L E (W. B. RDWY.)

ROUTE NO. F.A. 194	SEC. 3B	COUNTY WINNEBAGO	TOTAL SHEETS 26	SHEET NO. 19
STA. TO STA.		FED. ROAD DIST. NO. 7 ILLINOIS		

BAR	NO.	SIZE	LENGTH	DETAIL	DIMENSIONS					BAR	NO.	SIZE	LENGTH	DETAIL	DIMENSIONS				
					A	B	C	D	E						A	B	C	D	E
<b>PIER 1</b>																			
h1	8	#4	27'-3"	—						t1	37	#5	21'-3"	6	3'-3"	3'-0"	5'-9"	6"	
h2	18	#4	12'-9"	—						t2	4	#4	7'-3"	2	5'-9"	9"	9"		
h3	12	#4	11'-3"	—						t3	4	#4	6'-3"	2	4'-9"	9"	9"		
h4	16	#10	27'-3"	—						t4	4	#4	7'-3"	3	6"	2'-6"	9"	3'-6"	
V1	24	#5	15'-9"	—						t5	2	#4	5'-0"	2	6"	2'-3"	2'-3"		
V2	10	#5	16'-0"	4	3'-9"	9'-9"	12'-3"			t6	2	#4	7'-0"	2	6"	3'-3"	3'-3"		
V3	10	#5	9'-0"	—						t7	5	#4	2'-11"	5	9"	1'-5"	1"		
d1	20	#4	7'-9"	2	3'-9"	2'-0"	2'-0"			t8	4	#4	8'-0"	2	1'-6"	3'-3"	3'-3"		
d2	12	#4	9'-2"	13	2'-0"	1'-10"	1'-10"			t9	4	#4	7'-6"	2	1'-0"	3'-3"	3'-3"		
d3	34	#6	6'-6"	1	6"	6'-0"				f1	16	#4	9'-3"	—					
S1	80	#5	9'-6"	2	2'-0"	3'-9"	3'-9"			f2	16	#4	8'-6"	—					
S2	48	#5	15'-6"	2	2'-0"	6'-9"	6'-9"			f3	22	#6	4'-6"	—					
f1	25	#8	26'-9"	—															
W1	55	#6	11'-9"	—						W1	36	#5	6'-9"	—					
<b>PIER 2</b>																			
h1	8	#4	27'-3"	—						h1	14	#11	29'-6"	—					
h2	18	#4	12'-9"	—						h2	4	#5	39'-6"	—					
h3	20	#4	11'-3"	—						h3	16	#5	37'-6"	—					
h4	16	#10	27'-3"	—						h4	30	#4	4'-9"	—					
V1	24	#5	22'-9"	—						h5	2	#4	5'-0"	10	4'-9"	—	5'-0"	2'-3"	
V2	10	#5	16'-0"	4	3'-9"	9'-9"	12'-3"			h6	2	#4	3'-0"	—					
V3	10	#5	16'-0"	—						h7	2	#4	7'-0"	10	6'-9"	—	7'-8"	2'-3"	
d1	20	#4	7'-9"	2	3'-9"	2'-0"	2'-0"			h8	2	#4	4'-0"	—					
d2	26	#4	9'-2"	13	2'-0"	1'-10"	1'-10"			h9	28	#4	8'-0"	—					
d3	34	#6	6'-6"	1	6"	6'-0"				h10	2	#4	6'-9"	—					
S1	80	#5	9'-6"	2	2'-0"	3'-9"	3'-9"			h11	24	#4	8'-0"	9	8'-0"	10'-3"			
S2	48	#5	15'-6"	2	2'-0"	6'-9"	6'-9"			h12	24	#4	4'-6"	—					
f1	25	#8	26'-9"	—						h13	2	#4	5'-3"	—					
W1	55	#6	11'-9"	—						h14	2	#4	5'-6"	8	2'-9"	2'-9"	—	1'-8"	
										h15	2	#4	3'-6"	—					
										h16	2	#4	5'-3"	8	2'-6"	2'-9"	—	1'-8"	
<b>ABUTMENT 1</b>																			
h1	14	#11	39'-6"	—						V1	74	#5	8'-6"	—					
h2	4	#5	39'-6"	—						V2	33	#5	6'-0"	3	6"	1'-3"	2'-0"	2'-3"	
h3	16	#5	37'-6"	—						V3	14	#5	13'-3"	—					
h4	30	#4	4'-9"	—						V4	14	#4	13'-3"	—					
h5	2	#4	5'-0"	10	4'-9"	—	5'-0"	2'-3"		V5	8	#5	11'-0"	—					
h6	2	#4	3'-0"	—						V6	8	#4	11'-0"	—					
h7	2	#4	7'-0"	10	6'-9"	—	7'-8"	2'-3"		V7	2	#4	11'-0"	4	3'-9"	3'-0"	7'-3"		
h8	2	#4	4'-0"	—						V8	2	#4	6'-3"	—					
h9	28	#4	8'-0"	—						V9	2	#4	8'-3"	—					
h10	2	#4	6'-9"	—						V10	10	#4	4'-3"	—					
h11	24	#4	8'-0"	9	8'-0"	10'-3"				d1	37	#5	4'-6"	—					
h12	24	#4	4'-6"	—						d2	22	#4	4'-6"	—					
h13	2	#4	5'-3"	—						d3	41	#5	7'-0"	1	2'-9"	4'-3"			
h14	2	#4	5'-6"	8	2'-9"	2'-9"	—	1'-8"		t1	37	#5	21'-3"	6	3'-3"	3'-0"	5'-9"	6"	
h15	2	#4	3'-6"	—						t2	4	#4	7'-3"	2	5'-9"	9"	9"		
h16	2	#4	5'-3"	8	2'-6"	2'-9"	—	1'-8"		t3	4	#4	6'-3"	2	4'-9"	9"	9"		
V1	74	#5	8'-6"	—						t4	4	#4	7'-3"	3	6"	2'-6"	9"	3'-6"	
V2	33	#5	6'-0"	3	6"	1'-3"	2'-0"	2'-3"		t5	2	#4	5'-0"	2	6"	2'-3"	2'-3"		
V3	14	#5	13'-3"	—						t6	2	#4	7'-0"	2	6"	3'-3"	3'-3"		
V4	14	#4	13'-3"	—						t7	5	#4	2'-11"	5	9"	1'-5"	1"		
V5	8	#5	11'-0"	—						t8	4	#4	8'-0"	2	1'-6"	3'-3"	3'-3"		
V6	8	#4	11'-0"	—						t9	4	#4	7'-6"	2	1'-0"	3'-3"	3'-3"		
V7	2	#4	11'-0"	4	3'-9"	3'-0"	7'-3"			t10	22	#6	4'-6"	—					
V8	2	#4	6'-3"	—						t11	16	#4	8'-9"	—					
V9	2	#4	8'-3"	—						t12	16	#4	8'-0"	—					
V10	10	#4	4'-3"	—						W1	34	#5	6'-9"	—					
d1	37	#5	4'-6"	—															
d2	22	#4	4'-6"	—															
d3	41	#5	7'-0"	1	2'-9"	4'-3"													

BAR	NO.	SIZE	LENGTH	DETAIL	DIMENSIONS				
					A	B	C	D	E
<b>RETAINING WALL (WEST)</b>									
h12	24	#4	31'-6"	—					
V11	32	#4	11'-0"	—					
V12	32	#5	11'-0"	—					
d4	32	#5	8'-9"	1	4'-6"	4'-3"			
d5	32	#4	3'-0"	—					
f6	11	#4	36'-0"	—					
W2	37	#5	7'-3"	—					
W3	37	#4	4'-6"	—					
<b>DECK</b>									
d1	664	#5	35'-5"	—					
d2	630	#5	10'-0"	—					
d3	896	#4	4'-10"	5	1'-2"	2'-6"	1"		
d4	1488	#7	28'-0"	—					
d5	64	#4	24'-0"	—					
d6	32	#4	13'-9"	—					
d7	32	#4	28'-0"	—					
d8	62	#5	4'-5"	7	1'-3"	1'-1"	1'-6"	3/4"	
d9	775	#4	6'-0"	12	1'-0"	1'-8"	1'-0"	8 1/2"	6
d10	48	#7	17'-0"	—					
d11	7	#7	20'-0"	—					



**ILLINOIS DIVISION OF HIGHWAYS**  
**ROCKFORD BYPASS**

F. A. ROUTE 194  
 PROJECT SECTION 3B  
 WINNEBAGO COUNTY

**REINFORCING SCHEDULE**

Designed By: Brown, G.K.G. Checked By:                     

FOR INFORMATION ONLY