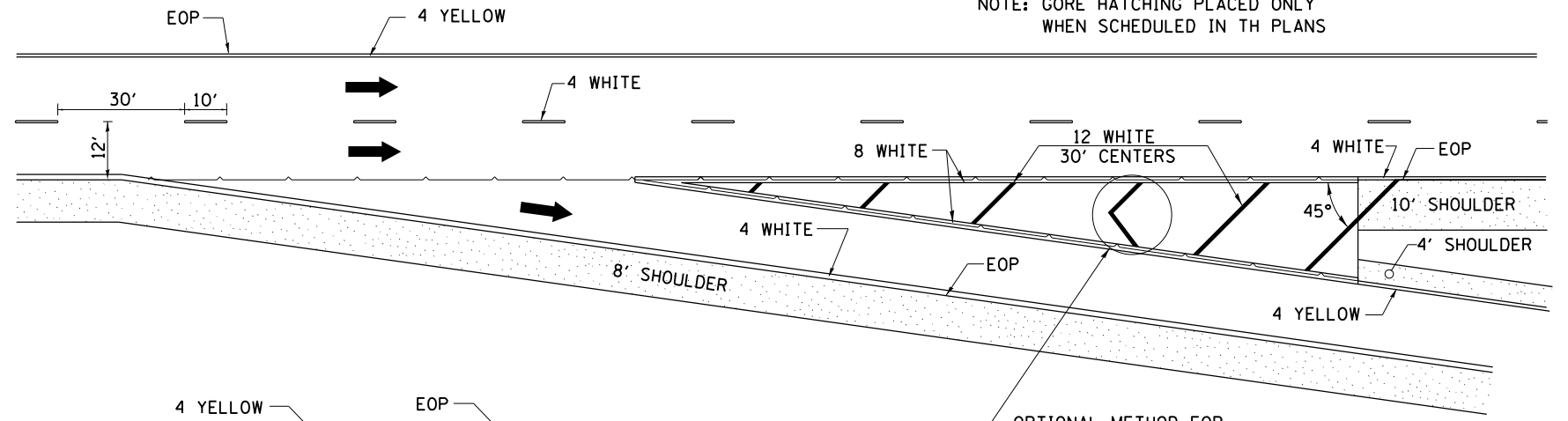


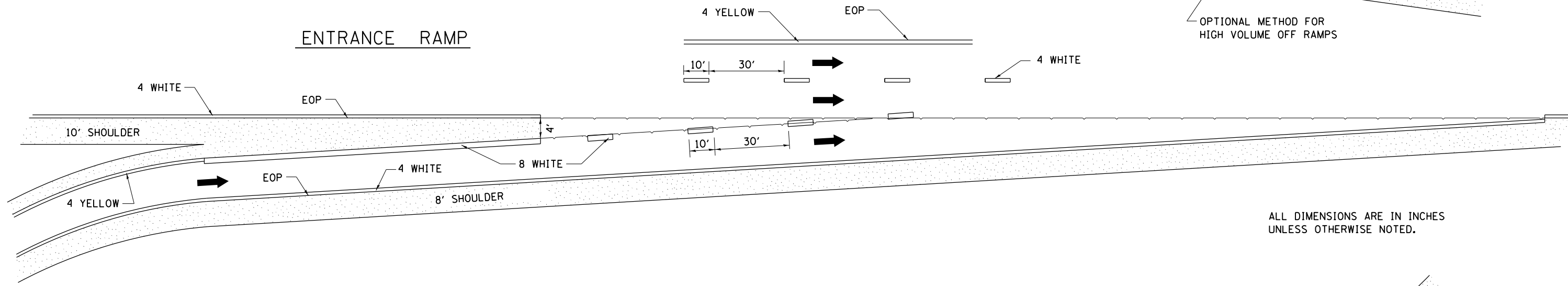
PAINING DETAILS

EXIT RAMP

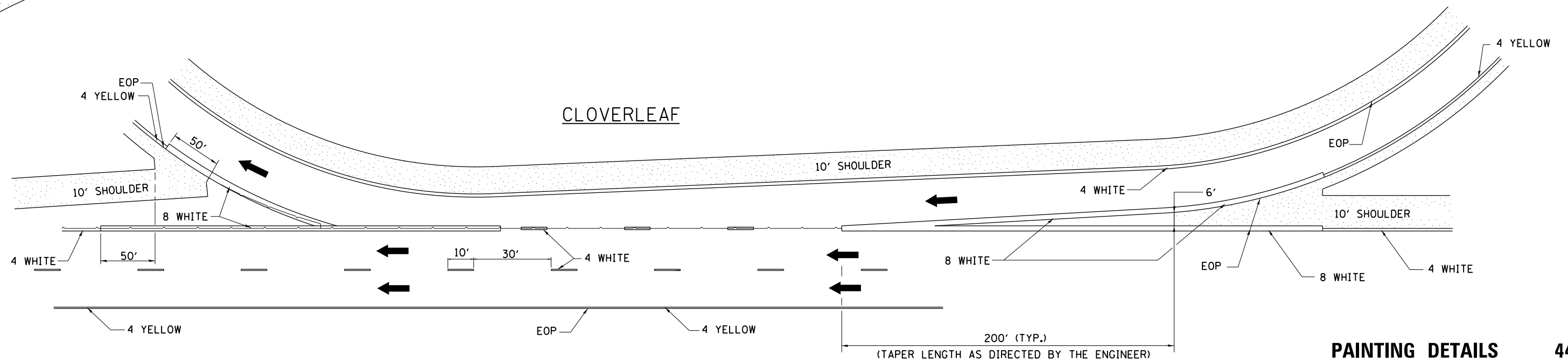
NOTE: GORE HATCHING PLACED ONLY WHEN SCHEDULED IN TH PLANS



ENTRANCE RAMP



CLOVERLEAF



PAINING DETAILS 44.1

FILE NAME = D264019-ah1-D2-Details.dgn
 MODEL = Default
 PLOT DRIVER = VBA_IIDOT_PDF_11x17.plt



USER NAME = rgoertz	DESIGNED -	REVISED - 10-18-11
PLOT SCALE = 48.0000' / in.	DRAWN -	REVISED -
PLOT DATE = 8/16/2013	CHECKED - CMS	REVISED -
	DATE - 07/01/2013	REVISED -

STATE OF ILLINOIS
 DEPARTMENT OF TRANSPORTATION

REGION 2 / DISTRICT 2 STANDARD

SCALE:	SHEET NO.	OF SHEETS	STA.	TO STA.
--------	-----------	-----------	------	---------

F.A.P. RTE.	SECTION	COUNTY	TOTAL SHEETS	SHEET NO.
301	3BR & 3BR-1	WINNEBAGO	290	257
CONTRACT NO. 64D19				
FED. ROAD DIST. NO.	ILLINOIS	FED. AID PROJECT		