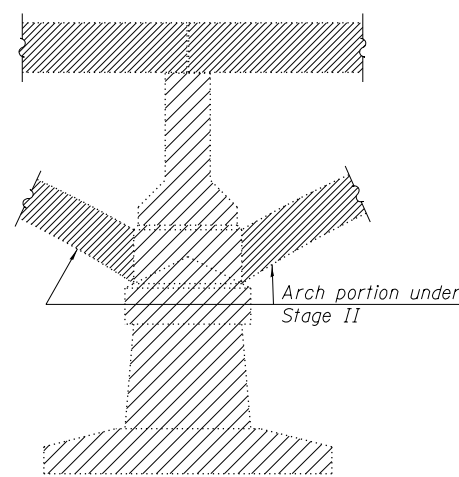
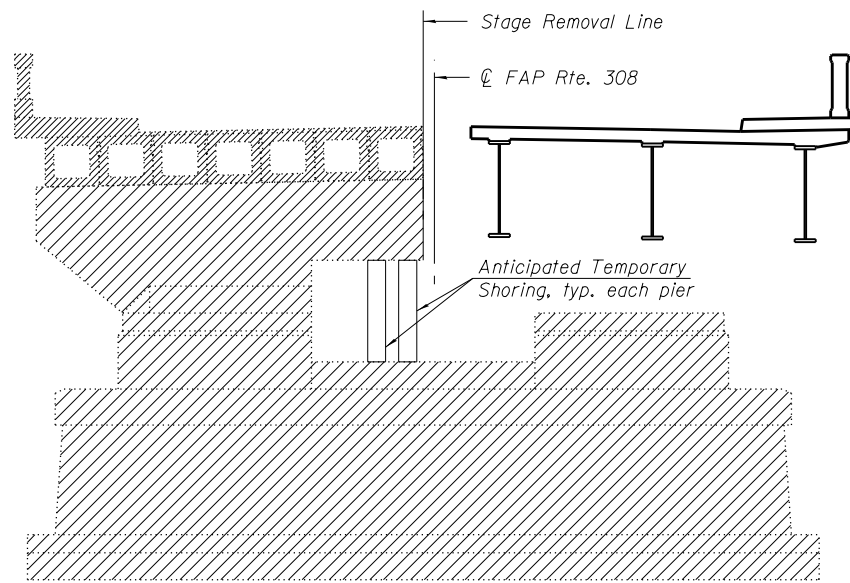
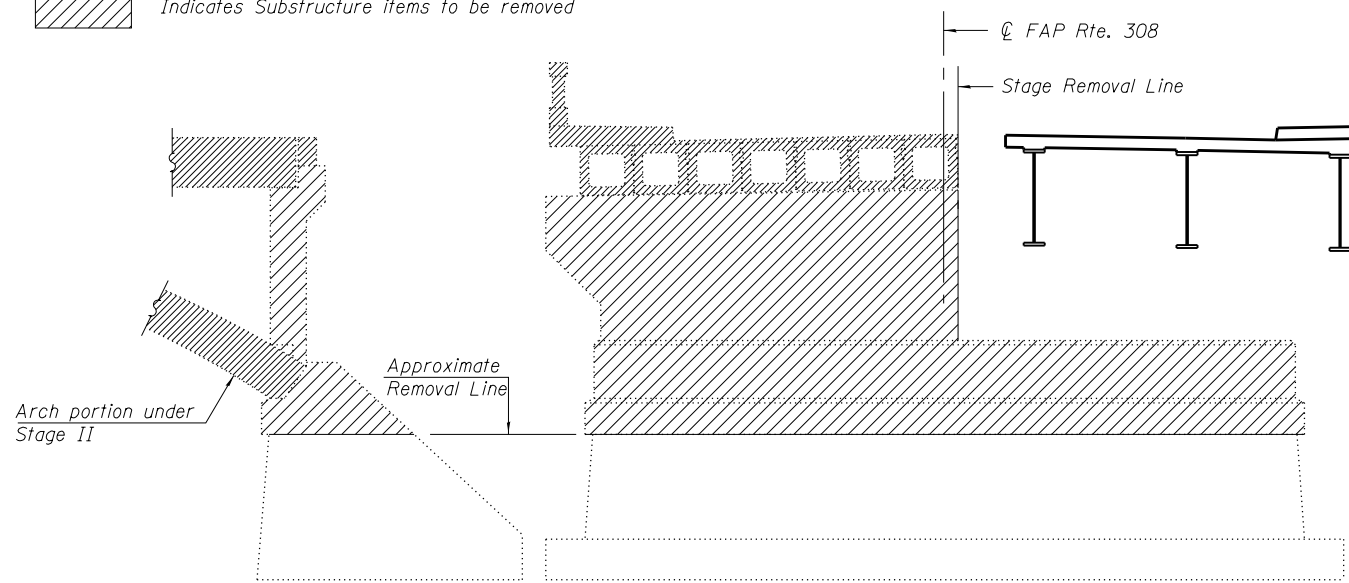


LEGEND

- Indicates Superstructure items to be removed
- Indicates Substructure items to be removed

ABUTMENT ELEVATION - STAGE I REMOVAL
(Looking North)

PIER ELEVATION - STAGE I REMOVAL
(Looking North)



ABUTMENT ELEVATION - STAGE II REMOVAL
(Looking North)

PIER ELEVATION - STAGE II REMOVAL
(Looking North)

Notes:

Temporary Shoring shall be installed at each pier prior to Stage I removal of the existing pier caps. See Special Provisions.
 The substructure remaining under the beams after Stage I construction will be removed in Stage II. Only the arch portion under Stage I will be removed during Stage I Removal.
 Removal of the arch portions will require a Temporary Support System. See sheet 6 of 60 for details.
 Removal items shown are included with Removal of Existing Structures. See Special Provisions.
 Work this sheet with sheet 5 and 6 of 60.

REACTION TABLE FOR TEMPORARY SHORING

R_{DL}	(k)	95.3
R_{L+IM}	(k)	31.9
R_{Total}	(k)	127.2

(Reactions are unfactored)

Note:

* Total dead and live load reaction at each Temporary Shoring vertical support shown.
 HL93 Live Load only. Reactions do not consider any additional construction equipment and/or live loads.

BILL OF MATERIAL

ITEM	UNIT	TOTAL
Temporary Shoring	Each	2

Design firm
no. 184001036



USER NAME = dheberling	DESIGNED - BRD	REVISED
FILE NAME = 0430028-64E08.dgn	CHECKED - SBC	REVISED
PLOT SCALE = 0:2.00000 '1' / in.	DRAWN - DLH	REVISED
PLOT DATE = 9/26/2013	CHECKED - SBC	REVISED

STATE OF ILLINOIS
DEPARTMENT OF TRANSPORTATION

STRUCTURE REMOVAL PLAN AND DETAILS
STRUCTURE NO. 043-0080

SHEET NO. 7 OF 60 SHEETS

F.A.P. RTE.	SECTION	COUNTY	TOTAL SHEETS	SHEET NO.
308	103BR-4	JoDAVISS	159	57
CONTRACT NO. 64E08				

ILLINOIS FED. AID PROJECT