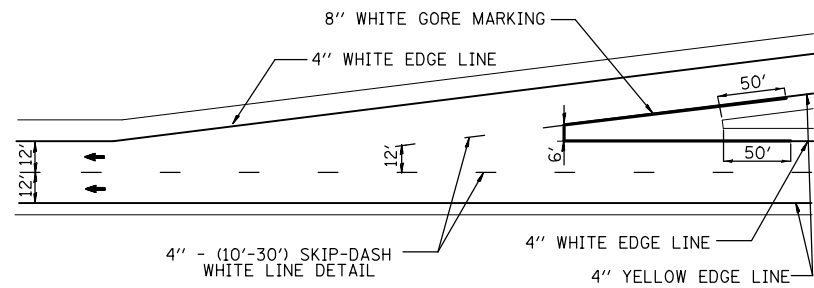
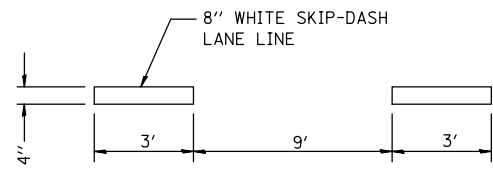


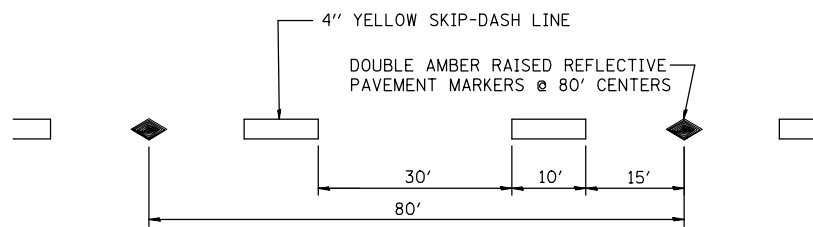
TYPICAL EXIT RAMP MARKINGS



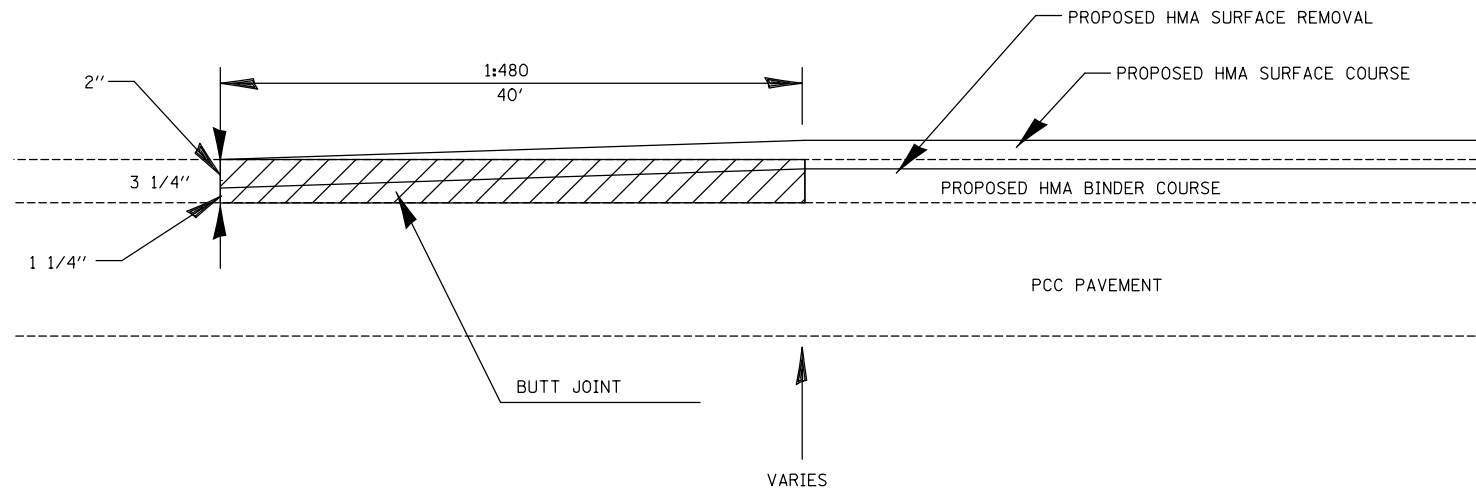
TYPICAL ENTRANCE RAMP MARKINGS



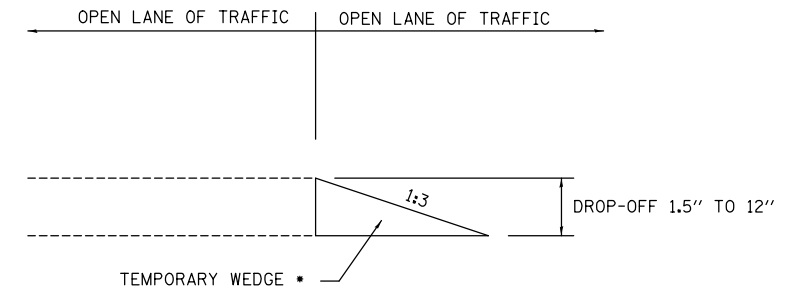
4" - (3'-9') SKIP-DASH WHITE LINE DETAIL



4" - (10'-30') SKIP-DASH WHITE LINE DETAIL



BUTT-JOINT DETAIL



* AT ANY TIME THE CONTRACTOR'S OPERATION CREATES A DROP-OFF AS DETAILED, A TEMPORARY WEDGE SHALL BE PLACED. THE CONSTRUCTION AND REMOVAL OF THE TEMPORARY WEDGE SHALL BE INCLUDED IN THE PAY ITEM "HMA SURFACE REMOVAL" OF THE SPECIFIED DEPTH.

TEMPORARY WEDGE DETAIL

FILE NAME =	USER NAME = burnsideem	DESIGNED -	REVISED -	STATE OF ILLINOIS DEPARTMENT OF TRANSPORTATION	DETAILS		F.A.I. RTE.	SECTION	COUNTY	TOTAL SHEETS	SHEET NO.
et:\pw\work\pwidot\burnsideem\d0146805\d876d22-sht-plan.dgn	PLOT SCALE = 100.0000' / 1in.	DRAWN -	REVISED -				64	82-(1,2,3,4)RS-1	ST. CLAIR	208	65
	PLOT DATE = 8/16/2013	CHECKED -	REVISED -		CONTRACT NO. 76D22						
		DATE -	REVISED -		FED. ROAD DIST. NO.	ILLINOIS	FED. AID PROJECT				