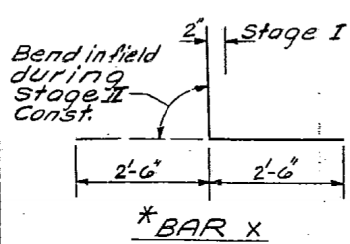
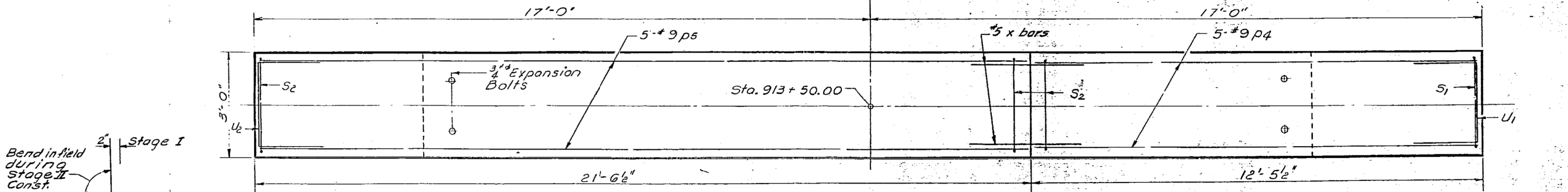
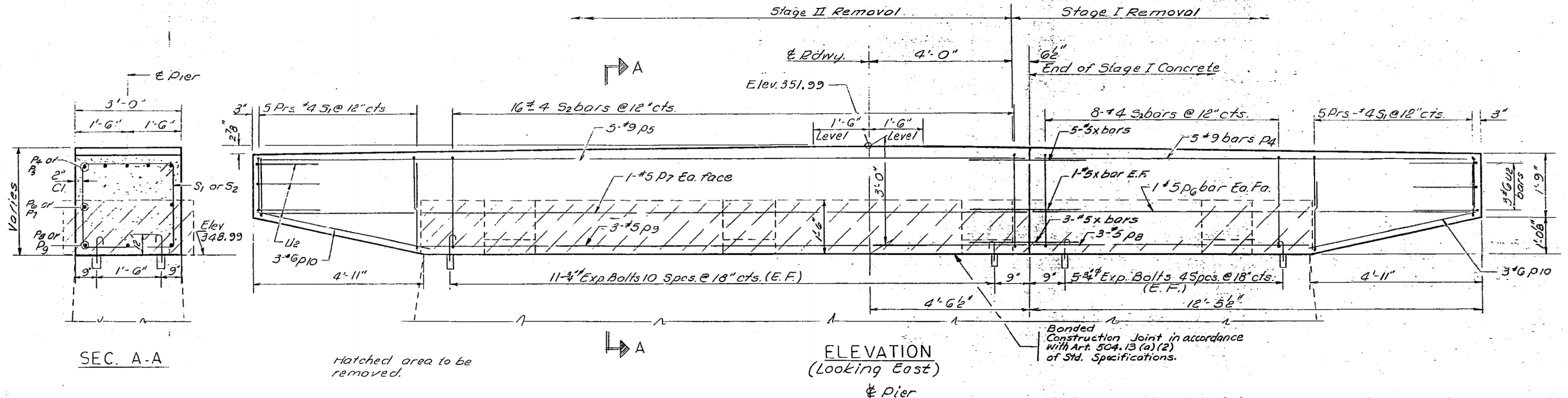


STATE OF ILLINOIS  
DEPARTMENT OF TRANSPORTATION

ROUTE NO.	SECTION	COUNTY	TOTAL SHEETS	SHEET NO.
885	112B-DR	POPE	16	8
8 SHEETS				

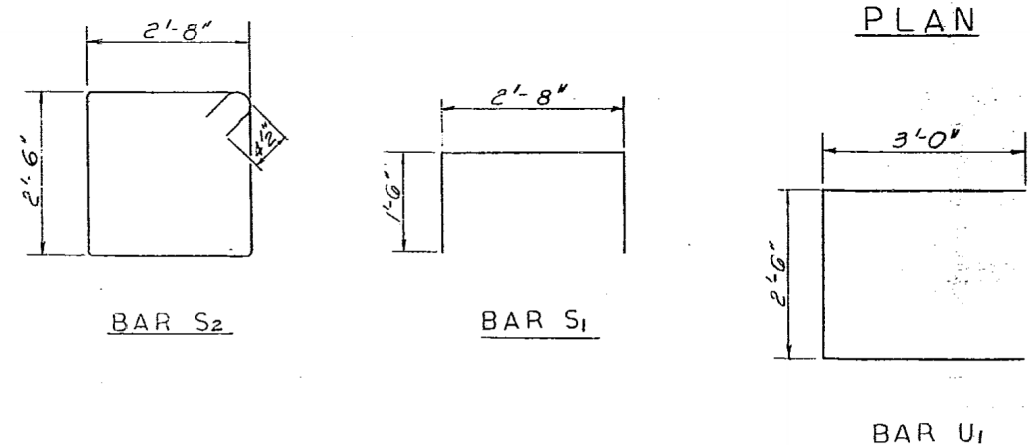


\* x bar shall conform to the requirements of AASHTO M31 or M53 Grade 40, except that the elongation shall not be less than 20%.

DESIGNED	EXAMINED
CHECKED	PASSED
DRAWN	APPROVED
CHECKED	

Dec. 28 1970

DIRECTOR OF HIGHWAYS



**BILL OF MATERIAL**

Bar No.	Size	Length	Shape
P4	#9	12'-3"	—
P5	#9	21'-3"	—
P6	#5	12'-3"	—
P7	#5	21'-3"	—
P8	#5	7'-6"	—
P9	#5	10'-6"	—
P10	#6	4'-9"	—
S1	#4	5'-8"	□
S2	#4	11'-1"	□
U1	#6	8'-6"	□
X	#5	5'-0"	—

Class I Concrete	Cu.Yds.	10.3
Reinforcement Bars	Lbs.	1140
Expansion Bolts 3/4"	Each	32
Concrete Removal	Cu.Yds.	4.2

**PIER**  
F.A. RT.885 SEC. 112 B-DR  
POPE COUNTY  
STA. 913 + 50.00

FOR INFORMATION ONLY



USER NAME = has	DESIGNED - JMS	REVISED -
ESCA PROJECT NO. 988.12	DRAWN - HAS	REVISED -
PLOT SCALE = 0.1667" / IN.	CHECKED - RDP	REVISED -
PLOT DATE = 8/2/2013 11:44:56 AM	DATE - 03/13	REVISED -

STATE OF ILLINOIS  
DEPARTMENT OF TRANSPORTATION

EXISTING STRUCTURE PLANS - FOR INFORMATION ONLY  
STRUCTURE NO. 076-0009

SCALE: SHEET NO. 8 OF 8 SHEETS STA. TO STA.

F.A.P. RTE.	SECTION	COUNTY	TOTAL SHEETS	SHEET NO.
885	112B-1	POPE	56	51
CONTRACT NO. 78230				
FED. ROAD DIST. NO. ILLINOIS FED. AID PROJECT AID				