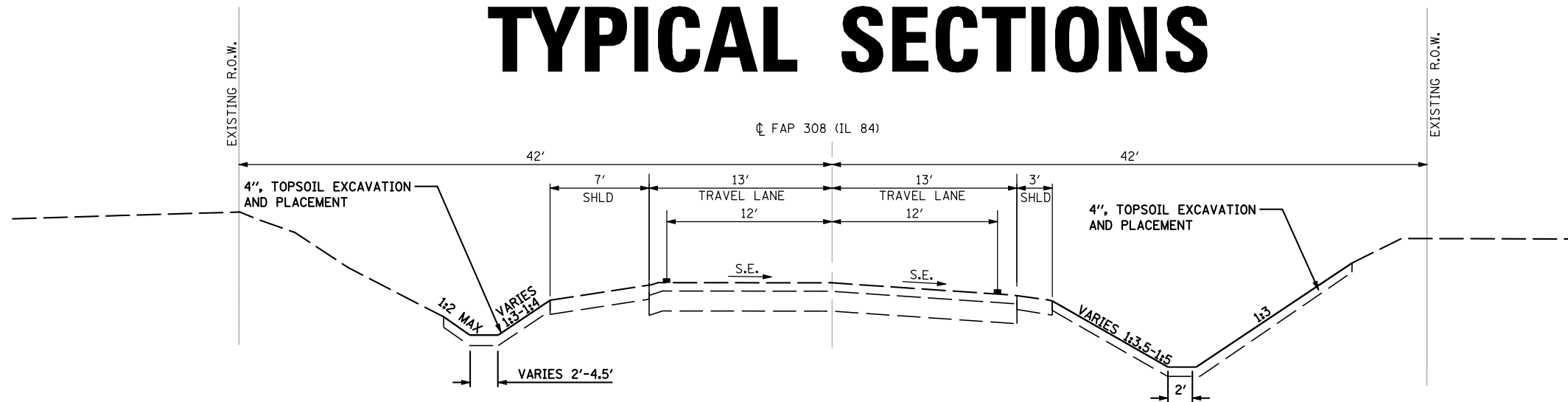



TYPICAL SECTIONS



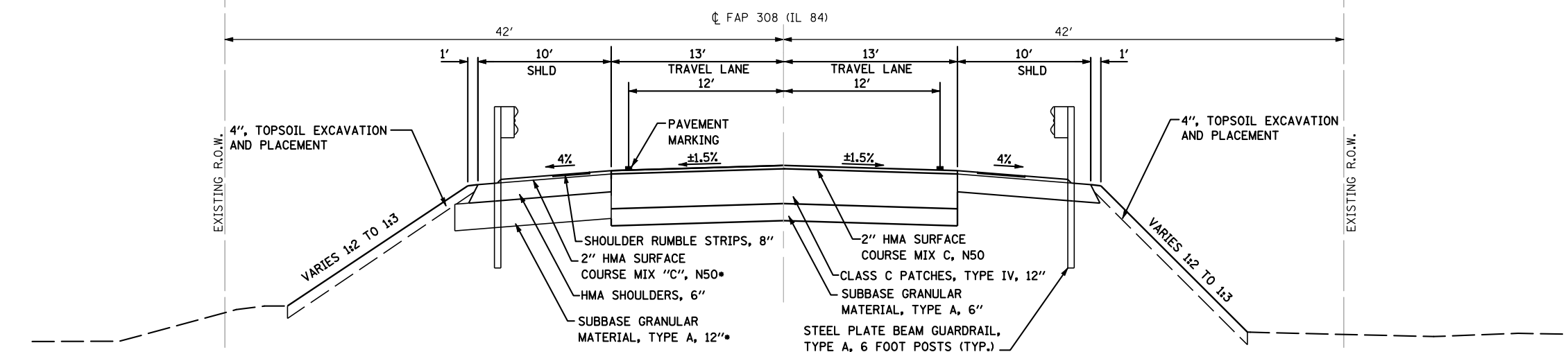
PROPOSED TYPICAL SECTION

STA. 940+00 TO STA. 942+47 LT
STA. 940+00 TO STA. 941+40 RT



PROPOSED TYPICAL SECTION

STA. 942+47 TO STA. 944+40 LT STA. 941+40 TO STA. 944+40 RT
STA. 945+00 TO STA. 948+22 LT STA. 945+00 TO STA. 946+88 RT



PROPOSED TYPICAL SECTION

STA. 944+40.00 TO STA. 944+57.80
STA. 944+83.80 TO STA. 945+00.00

• NOTES:

1. USE 112 LBS/SY/IN FOR HMA SURFACE COURSE CALCULATION.
2. BITUMINOUS MATERIALS PRIME COAT IS INCLUDED IN THE COST OF HMA SURFACE COURSE, MIX "C", N50
3. THE BOTTOM 9" OF SUBBASE GRANULAR MATERIAL, TYPE A, 12" SHALL BE CA-2.

FILE NAME = s:\p1\6380--6395\6346\026\macro\cadd sheets\1264925-ht-typical2.dgn

SA STRAND ASSOCIATES
1170 SOUTH HOUBOLT ROAD
JOLIET, ILLINOIS 60431
(815) 744-4200

USER NAME = briantf	DESIGNED -	REVISED -
PLOT SCALE = 40.0000' / IN.	DRAWN -	REVISED -
PLOT DATE = 8/15/2012	CHECKED -	REVISED -
	DATE -	REVISED -

**STATE OF ILLINOIS
DEPARTMENT OF TRANSPORTATION**

TYPICAL SECTIONS

SCALE: AS SHOWN SHEET NO. OF SHEETS STA. TO STA.

F.A.P. RTE.	SECTION	COUNTY	TOTAL SHEETS	SHEET NO.
308	110T	ROCK ISLAND	51	10
CONTRACT NO. 64925				
FED. ROAD DIST. NO. 2 ILLINOIS FED. AID PROJECT				