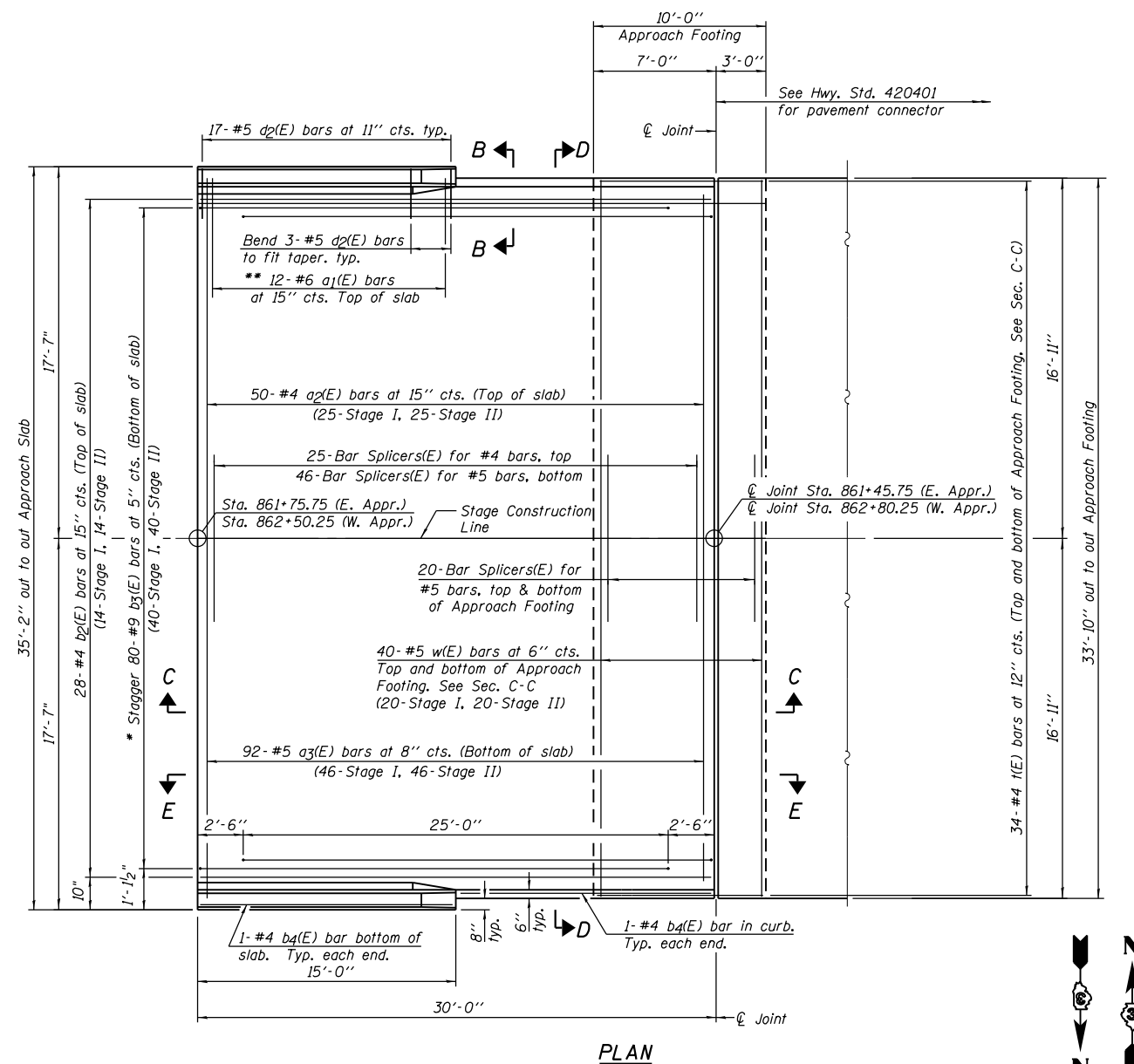
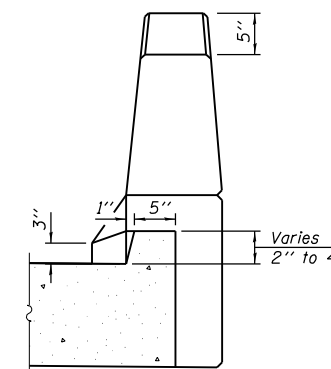
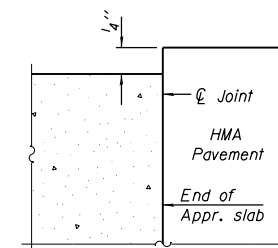


Notes:
See sheet B12 for Sections C-C & D-D and View E-E.
a₂(E) and a₃(E) bar spacings measured along \varnothing Rdwy.



- * Tilt #9 b₃(E) bars as required to maintain clearance.
- ** Space between a₂(E) bars, typ. ea. parapet.



BA-0

7-1-10

Farnsworth
GROUP, INC.
2709 McGraw Drive
Bloomington, Illinois 61704
309/663-8435, 309/663-1571 fax

DESIGNED - TCR	REVISED
CHECKED - JML	REVISED
DRAWN - JWK	REVISED
DATE - 8/10/12	REVIS
CHECKED - MSW	REVISED

STATE OF ILLINOIS
DEPARTMENT OF TRANSPORTATION

BRIDGE APPROACH SLAB DETAILS
STRUCTURE NO. 027-0101

SHEET NO. B11 OF 30 SHEETS

F.A.P. RTE.	SECTION	COUNTY	TOTAL SHEETS	SHEET NO.
693	19BR	FORD	61	33
CONTRACT NO. 66A12				
ILLINOIS FED. AID PROJECT				