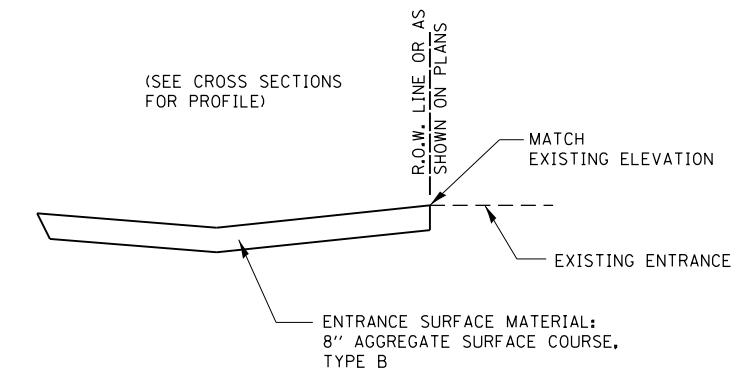
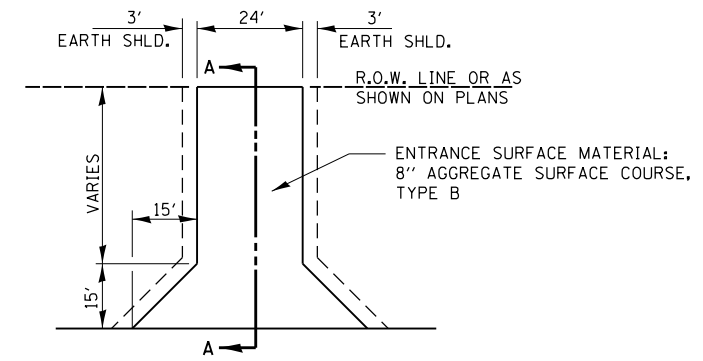
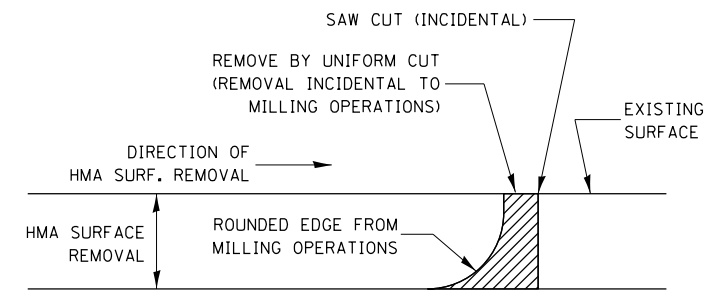


**EROSION CONTROL DETAILS
FOR SILT FENCE**



**SECTION A-A
FIELD ENTRANCE**



NOTE:
WHEN MILLING OPERATIONS PRODUCE A ROUNDED EDGE,
THEN A SAW CUT SHALL BE USED TO MANUFACTURE
A PERPENDICULAR EDGE AS SHOWN IN THE DETAIL.
THE ENGINEER SHALL BE THE SOLE JUDGE
CONCERNING THE USE OF THIS DETAIL

HMA DETAIL AT BUTT JOINTS

USER NAME = dmeyer	DESIGNED - JJO	REVISED -
	DRAWN - JJO	REVISED -
PLOT SCALE = 2.0000' / in.	CHECKED - JML	REVISED -
PLOT DATE = 8/13/2012	DATE - 08/10/12	REVISED -

DETAILS	
SCALE:	SHEET OF SHEETS STA. TO STA.

F.A.P. RTE.	SECTION	COUNTY	TOTAL SHEETS	SHEET NO.
693	19BR	FORD	61	53
CONTRACT NO. 66A12				
ILLINOIS FED. AID PROJECT				