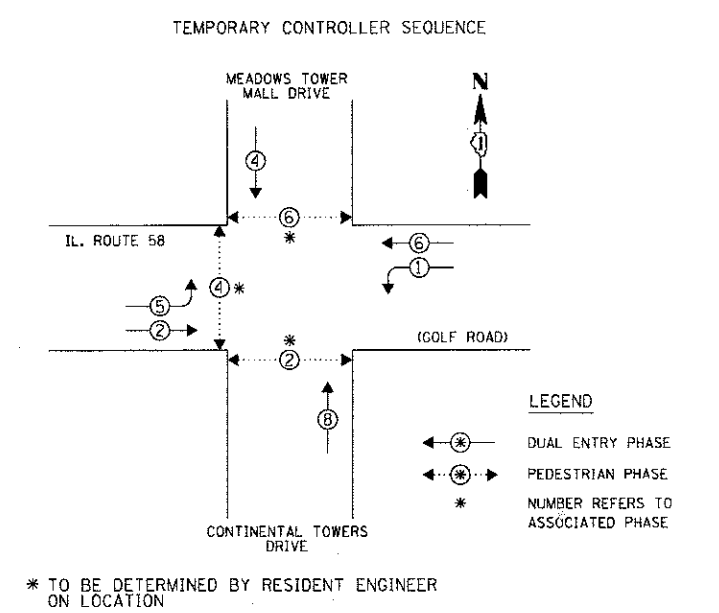
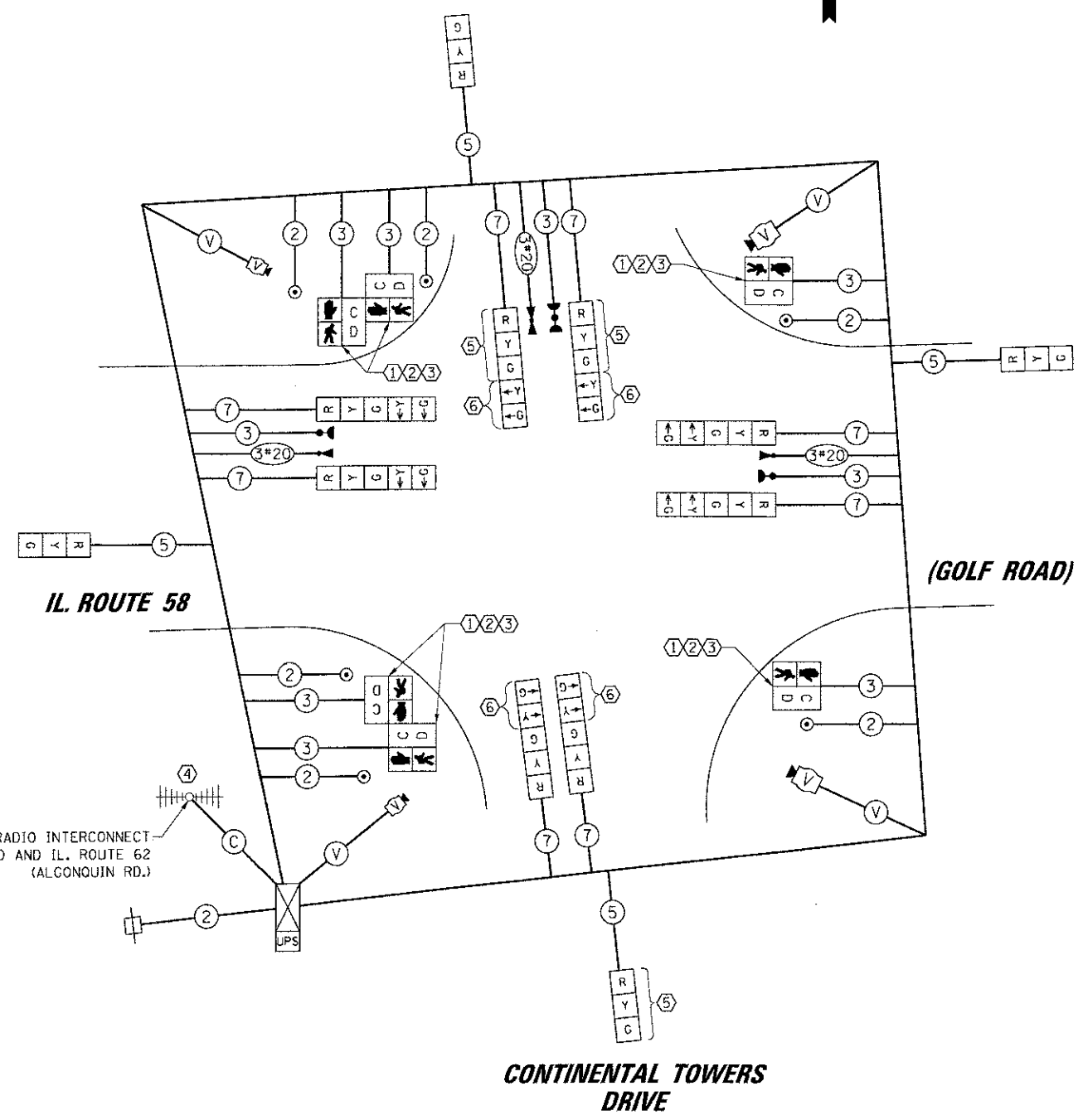
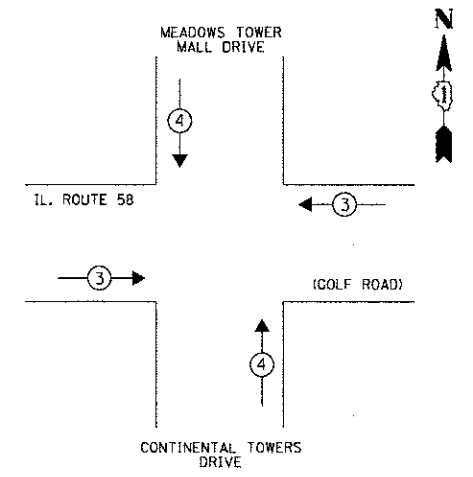


MEADOWS MALL DRIVE



TEMPORARY PHASE DESIGNATION DIAGRAM
STAGE I AND II

TEMPORARY EMERGENCY VEHICLE PREEMPTION SEQUENCE
STAGE I AND II



TEMPORARY EMERGENCY VEHICLE PREEMPTORS

EMERGENCY VEHICLE PREEMPTOR	3	4
MOVEMENT	← →	↑ ↓

NOTE:
THE TRAFFIC SIGNAL CONTROLLER EQUIPMENT FOR THIS PROJECT SHALL BE "EAGLE" TO MATCH THE EXISTING ADJACENT SYSTEM.

RESTORATION OF WORK AREA, RESTORATION OF THE TRAFFIC SIGNAL WORK AREA SHALL BE INCIDENTAL TO THE RELATED PAY ITEM SUCH AS FOUNDATION, CONDUIT, HANDHOLE, TRENCH AND BACKFILL, ETC. AND NO EXTRA COMPENSATION SHALL BE ALLOWED. ALL ROADWAY SURFACES SUCH AS SHOULDERS, MEDIANS, SIDEWALKS, PAVEMENT, ETC. SHALL BE REPLACED IN KIND. ALL DAMAGE TO MOWED LAWNS SHALL BE REPLACED WITH AN APPROVED SOD, AND ALL DAMAGE TO UNMOWED FIELDS SHALL BE SEEDED IN ACCORDANCE WITH STANDARD SPECIFICATIONS 252 AND 250 RESPECTIVELY.

STAGE I & II

TEMPORARY CABLE PLAN, TEMPORARY PHASE DESIGNATION DIAGRAM AND TEMPORARY EMERGENCY VEHICLE PREEMPTION SEQUENCE
IL RTE 58 (GOLF RD.) AT CONTINENTAL TOWER DR./MEADOWS MALL DR.

F.A.P. R/E	SECTION	COUNTY	TOTAL SHEETS	SHEET NO.
0559	00-00078-00-CH	COOK	116	71
FED. ROAD DIST. NO.		ILLINOIS FED. AID PROJECT		

STATE OF ILLINOIS
DEPARTMENT OF TRANSPORTATION

CONSTRUCTION NOTES:

- ALL PEDESTRIAN SIGNAL HEADS SHALL BE BAGGED AND DISCONNECTED WHEN EXISTING PAVEMENT IS REMOVED.
- ALL PEDESTRIAN SIGNAL HEADS SHALL REMAIN BAGGED UNTIL THE PAVEMENT IS RESTORED TO PROVIDE A SAFE CROSSING AREA.
- PEDESTRIAN SIGNAL HEADS AT THIS LOCATION SHALL BE DETERMINED BY THE RESIDENT ENGINEER ON LOCATION.
- TEMPORARY RADIO INTERCONNECT SHALL NOT BE REMOVED UNTIL FIBER INTERCONNECT TO IL. ROUTE 62 (ALCONQUIN RD.) IS INSTALLED AND OPERATIONAL.
- THE CONTRACTOR SHALL BAG AND DISABLE THE NORTHBOUND SIGNAL HEADS DURING STAGE I FOR CONTINENTAL TOWERS DRIVE.
- NB AND SB LEFT TURN ARROWS SHALL BE DISCONNECTED AND BAGGED IN STAGES I & II.

TEMPORARY RADIO INTERCONNECT TO NEW WILKE ROAD AND IL. ROUTE 62 (ALCONQUIN RD.)

I.D.O.T. TRAFFIC SIGNAL INSTALLATION ELECTRICAL SERVICE REQUIREMENTS					TOTAL WATTAGE
TYPE	NO. OF LAMPS	WATTAGE (INCAND.)	LED	% OPERATION	
SIGNAL (RED)	12		17	0.50	102.0
(YELLOW)	12		25	0.25	75.0
(GREEN)	12		15	0.25	45.0
ARROW	8		12	0.10	9.6
PED. SIGNAL	6		25	1.00	150.0
CONTROLLER	1		100	1.00	100.0
ILLUM. SIGN	-		25	0.05	-
VIDEO SYSTEM	1		150	1.00	150.0
BATTERY BACKUP SYSTEM	1		25	1.00	25.0
FLASHER				0.50	-
ENERGY COSTS TO:					TOTAL = 656.6

ILLINOIS DEPARTMENT OF TRANSPORTATION
DIVISION OF HIGHWAY/DISTRICT 1
201 WEST CENTER COURT/SCHAUMBURG, ILLINOIS 60196-1096
ENERGY SUPPLY: CONTACT: DEAN MARTINEZ
PHONE: (630) 691-4869
COMPANY: COMED

FILE NAME =	USER NAME = FSARISO	DESIGNED = ABR	REVISED =
W:\01\6596-3002\EN-01\F1\0137.Commercial.dgn		DRAWN = FPB	REVISED =
	PLOT SCALE = 20"	CHECKED = GMZ	REVISED =
	PLOT DATE = 8/30/2012	DATE = 8/06/12	REVISED =