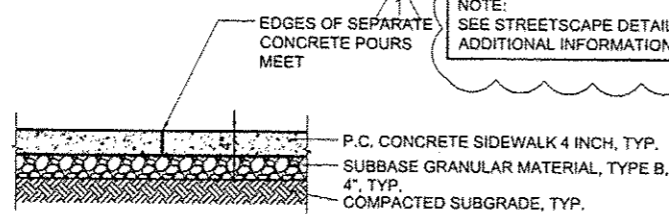
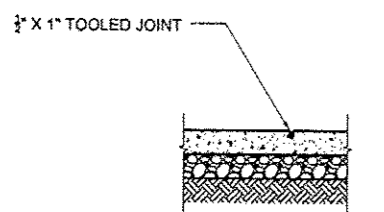


4" EXPANSION JOINT (EJ) TYP.



4" CONSTRUCTION JOINT TYP.



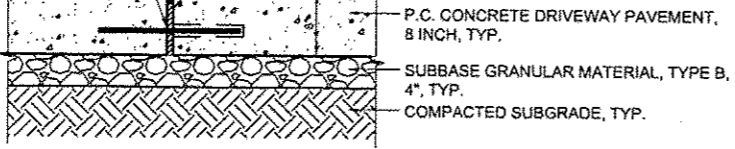
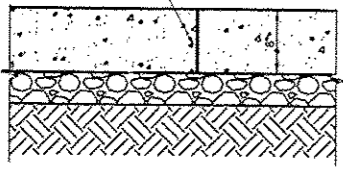
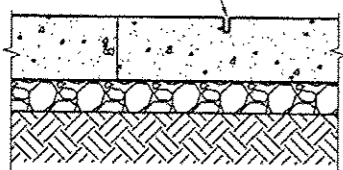

CONTRACTION JOINT (CJ) TYP.

- NOTES:
1. PROVIDE EXPANSION JOINTS AS SHOWN ON THE STREETSCAPE JOINTING PLAN.
 2. PROVIDE EXPANSION JOINTS AT INTERSECTIONS, WITH STRUCTURES, AND ABRUPT CHANGES.
 3. PROVIDE CONTRACTION JOINTS AS SHOWN ON STREETSCAPE JOINTING PLAN.
 4. PROVIDE CONSTRUCTION JOINTS AS SHOWN ON STREETSCAPE JOINTING PLAN.

NOTE: SEE STREETSCAPE DETAILS FOR ADDITIONAL INFORMATION.

22 P.C. Concrete Sidewalk 4 Inch - Joint Details

Scale: Not to Scale

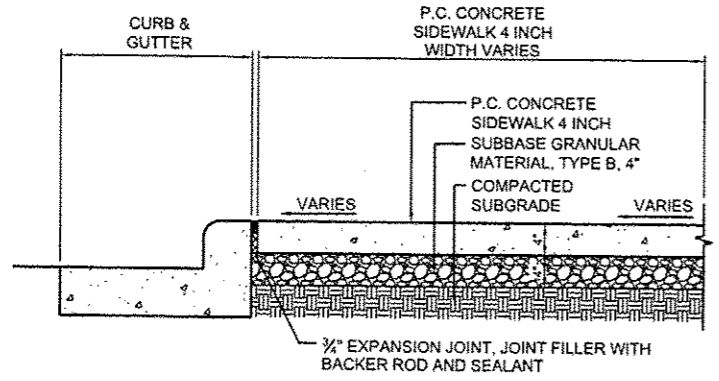


- NOTES:
1. PROVIDE EXPANSION JOINTS FOR DRIVEWAYS AS SHOWN ON THE STREETSCAPE PLAN.
 2. PROVIDE CONTRACTION JOINTS FOR DRIVEWAYS AS SHOWN ON STREETSCAPE PLAN.
 3. PROVIDE CONSTRUCTION JOINTS AS SHOWN ON STREETSCAPE PLAN.

NOTE: SEE STREETSCAPE DETAILS FOR ADDITIONAL INFORMATION.

21 P.C. Concrete Driveway Pavement, 8 Inch - Joint Details

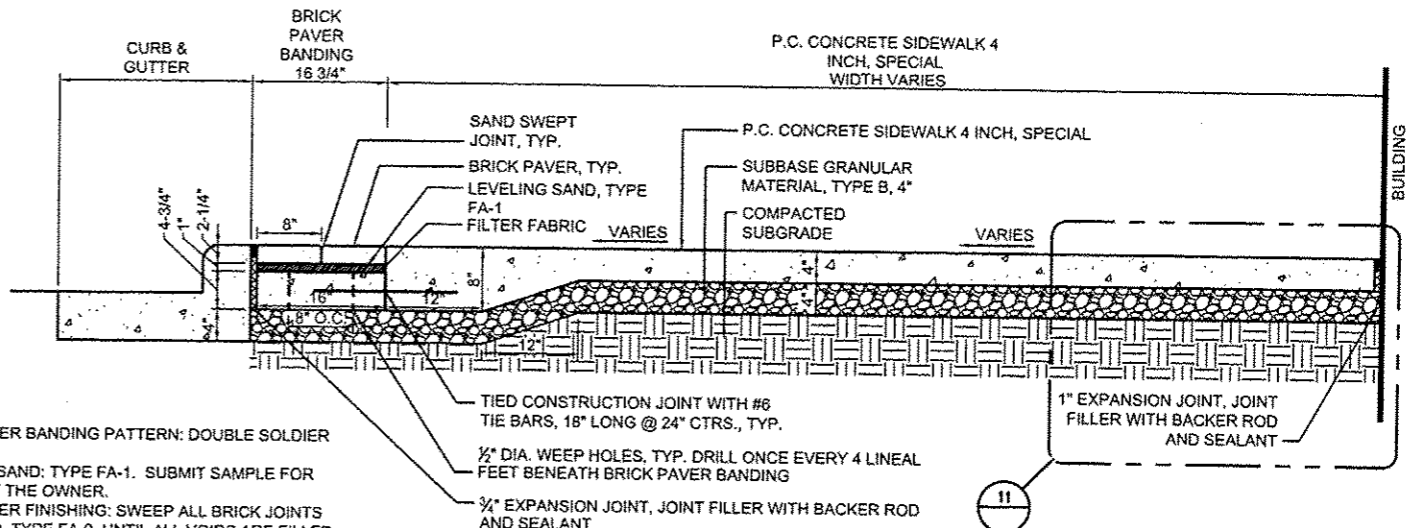
Scale: Not to Scale



NOTE: SEE STREETSCAPE DETAILS FOR ADDITIONAL INFORMATION.

20 P.C. Concrete Sidewalk 4 Inch Section

Scale: 1"=1'-0"

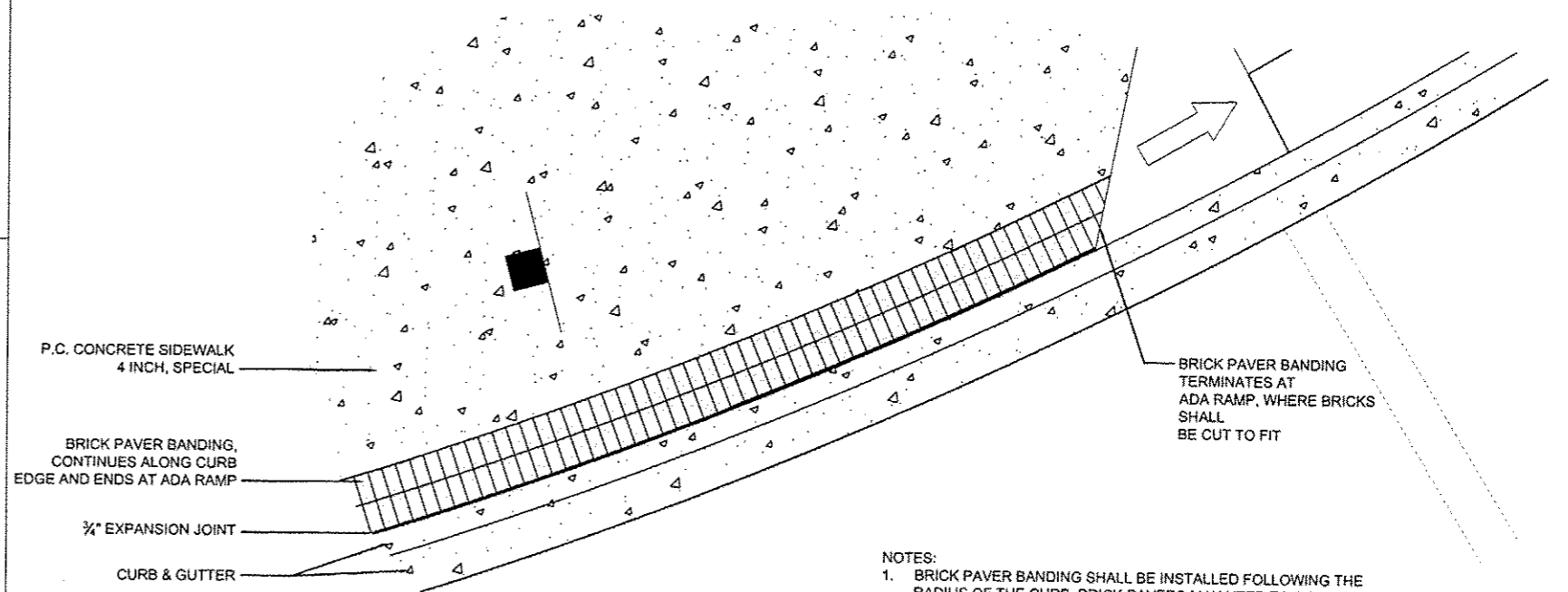


- NOTES:
1. BRICK PAVER BANDING PATTERN: DOUBLE SOLDIER COURSE
 2. LEVELING SAND: TYPE FA-1. SUBMIT SAMPLE FOR REVIEW BY THE OWNER.
 3. BRICK PAVER FINISHING: SWEEP ALL BRICK JOINTS WITH SAND, TYPE FA-9, UNTIL ALL VOIDS ARE FILLED. REPEAT PROCEDURE AS NEEDED TO FILL ALL VOIDS.
 4. BRICK PAVER TYPE AND COLOR: BELDEN, CRESTLINE MOLDED CLAY PAVER WITH DUTCH CHAMFERED EDGE, 2 1/2" x 4" x 8", VICTORIAN OR APPROVED EQUAL.
 5. REFER TO SPECIAL PROVISIONS FOR COMPACTION OF SUBBASE GRANULAR MATERIAL, TYPE B AND SUBGRADE.

NOTE: SEE STREETSCAPE DETAILS FOR ADDITIONAL INFORMATION.

19 P.C. Concrete Sidewalk 4 Inch, Special Section

Scale: 1"=1'-0"



- NOTES:
1. BRICK PAVER BANDING SHALL BE INSTALLED FOLLOWING THE RADIUS OF THE CURB. BRICK PAVERS MAY NEED TO BE CUT LONGITUDINALLY TO MAINTAIN A CONSISTENT JOINT SPACING OF NO MORE THAN 1/2" BETWEEN BRICKS.
 2. BRICK PAVER BANDING PATTERN: DOUBLE SOLDIER COURSE
 3. BRICK PAVER TYPE AND COLOR: BELDEN, CRESTLINE MOLDED CLAY BRICK WITH DUTCH CHAMFERED EDGE, 2 1/2" x 4" x 8" AND 2 1/2" x 8" x 8", VICTORIAN OR APPROVED EQUAL

NOTE: SEE STREETSCAPE DETAILS FOR ADDITIONAL INFORMATION.

18 Intersection- Curved Brick Paver Banding Detail

Scale: 1/2"=1'-0"

FILE NAME: c:\pwise\work\del-not-delete\dms73427\DA	USER NAME: dawso00878	DESIGNED: ALW	REVISED: 10/24/12
PL0155-shi-details-indsdp05.dgn		DRAWN: ALW	REVISED:
PLOT SCALE: 2.0000 / in.		CHECKED: BAB	REVISED:
PLOT DATE: 10/23/2012		DATE: 10/24/2012	REVISED:

STATE OF ILLINOIS DEPARTMENT OF TRANSPORTATION

TIGER II - WAREHOUSE DISTRICT STREETSCAPE DETAILS

SCALE: N.T.S. SHEET NO. OF SHEETS STA. TO STA.

F.A.U. RTE.	SECTION	COUNTY	TOTAL SHEETS	SHEET NO.
001	12-00356-01-PV	PEORIA	519	281

CONTRACT NO. 89626

ILLINOIS FED. AID PROJECT TIC-5093158

