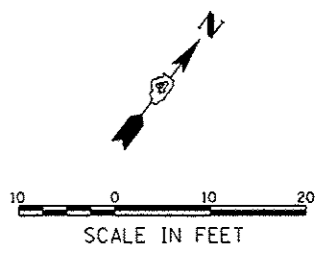
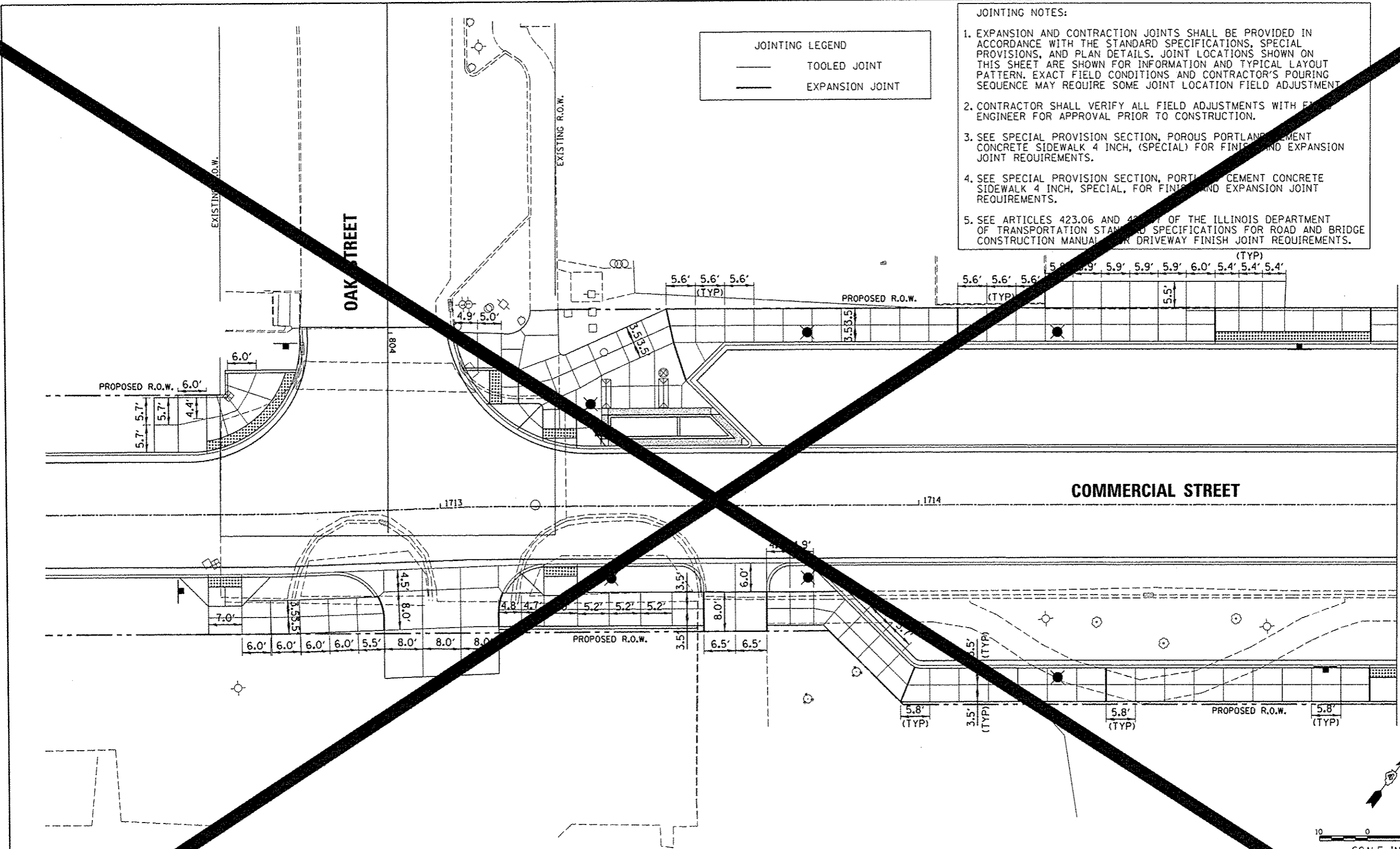
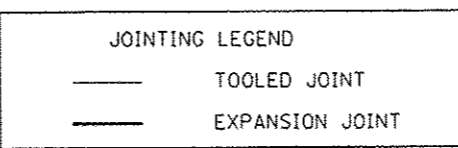


- JOINTING NOTES:
1. EXPANSION AND CONTRACTION JOINTS SHALL BE PROVIDED IN ACCORDANCE WITH THE STANDARD SPECIFICATIONS, SPECIAL PROVISIONS, AND PLAN DETAILS. JOINT LOCATIONS SHOWN ON THIS SHEET ARE SHOWN FOR INFORMATION AND TYPICAL LAYOUT PATTERN. EXACT FIELD CONDITIONS AND CONTRACTOR'S POURING SEQUENCE MAY REQUIRE SOME JOINT LOCATION FIELD ADJUSTMENT.
  2. CONTRACTOR SHALL VERIFY ALL FIELD ADJUSTMENTS WITH FIELD ENGINEER FOR APPROVAL PRIOR TO CONSTRUCTION.
  3. SEE SPECIAL PROVISION SECTION, POROUS PORTLAND CEMENT CONCRETE SIDEWALK 4 INCH, (SPECIAL) FOR FINISH AND EXPANSION JOINT REQUIREMENTS.
  4. SEE SPECIAL PROVISION SECTION, PORTLAND CEMENT CONCRETE SIDEWALK 4 INCH, SPECIAL, FOR FINISH AND EXPANSION JOINT REQUIREMENTS.
  5. SEE ARTICLES 423.06 AND 423.07 OF THE ILLINOIS DEPARTMENT OF TRANSPORTATION STANDARD SPECIFICATIONS FOR ROAD AND BRIDGE CONSTRUCTION MANUAL FOR DRIVEWAY FINISH JOINT REQUIREMENTS.



MATCHLINE STA. 1715 + 00.00

FILE NAME : c:\pwise_work\do_not_delete\dms73427\04	USER NAME : mensk01398 04.0155-shr-Indscop joint030.dgn	DESIGNED - STH	REVISED -
	PLOT SCALE : 20.0000 / 1" = 20'	DRAWN - STH	REVISED -
	PLOT DATE : 07/23/2012	CHECKED - BAB	REVISED -
		DATE - 7/18/12	REVISED -

**STATE OF ILLINOIS  
DEPARTMENT OF TRANSPORTATION**

**COMMERCIAL STREET  
STREETSCAPE PAVEMENT JOINTING PLAN**

SCALE: 1"=10'    SHEET NO.    OF    SHEETS    STA. 1712+13.00 TO STA. 1715+00.00

F.A.U. R.T.C.	SECTION 12-00356-01-PV	COUNTY PEORIA	TOTAL SHEETS 300	SHEET NO. 300
CONTRACT NO.			ILLINOIS FED. AID PROJECT TIG-505315B	

**Farnsworth**  
GROUP  
107 N. KNOXVILLE AVE, SUITE 100  
PEORIA, ILLINOIS 61654  
(309) 699-8820 Fax