

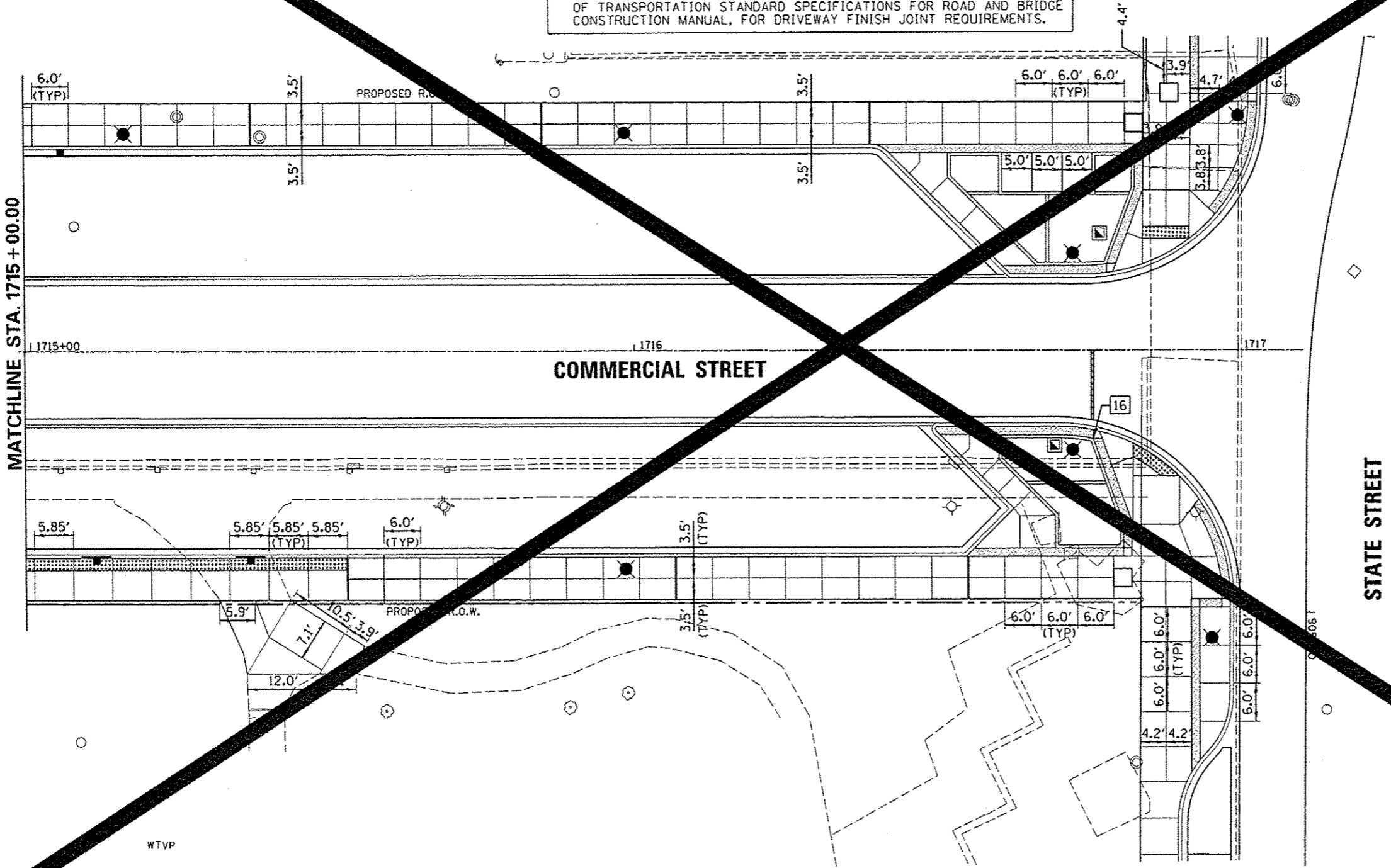


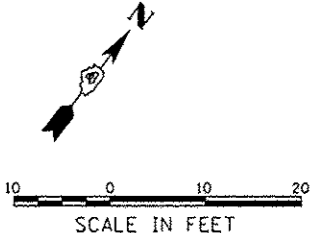
JOINTING LEGEND	
	TOOLED JOINT
	EXPANSION JOINT

- JOINTING NOTES:**
1. EXPANSION AND CONTRACTION JOINTS SHALL BE PROVIDED IN ACCORDANCE WITH THE STANDARD SPECIFICATIONS, SPECIAL PROVISIONS, AND PLAN DETAILS. JOINT LOCATIONS SHOWN ON THIS SHEET ARE SHOWN FOR INFORMATION AND TYPICAL LAYOUT PATTERN. EXACT FIELD CONDITIONS AND CONTRACTOR'S POURING SEQUENCE MAY REQUIRE SOME JOINT LOCATION FIELD ADJUSTMENT.
 2. CONTRACTOR SHALL VERIFY ALL FIELD ADJUSTMENTS WITH FIELD ENGINEER FOR APPROVAL PRIOR TO CONSTRUCTION.
 3. SEE SPECIAL PROVISION SECTION, POROUS PORTLAND CEMENT CONCRETE SIDEWALK 4 INCH. (SPECIAL) FOR FINISH AND EXPANSION JOINT REQUIREMENTS.
 4. SEE SPECIAL PROVISION SECTION, PORTLAND CEMENT CONCRETE SIDEWALK 4 INCH. SPECIAL, FOR FINISH AND EXPANSION JOINT REQUIREMENTS.
 5. SEE ARTICLES 423.06 AND 423.07 OF THE ILLINOIS DEPARTMENT OF TRANSPORTATION STANDARD SPECIFICATIONS FOR ROAD AND BRIDGE CONSTRUCTION MANUAL, FOR DRIVEWAY FINISH JOINT REQUIREMENTS.



MATCHLINE STA. 1715 + 00.00

STATE STREET



NAME =	USER NAME = mangsh01390	DESIGNED - STH	REVISED -
c:\pwise\work\do_not_delete\dms73427\04	9L0155-shr-indscojoint03L.dgn	DRAWN - STH	REVISED -
	PLOT SCALE = 20.0000 / 1 in.	CHECKED - BAB	REVISED -
	PLOT DATE = 07/23/2012	DATE - 7/18/12	REVISED -

**STATE OF ILLINOIS
DEPARTMENT OF TRANSPORTATION**

COMMERCIAL STREET STREETSCAPE PAVEMENT JOINTING PLAN		F.A.U. RTE.	SECTION	COUNTY	TOTAL FEET	SHEET NO.
SCALE: 1"=10'	SHEET NO. OF SHEETS	STA. 1715+00.00 TO STA. 1717+11.00	12-00356-01-PV	PEORIA		301

CONTRACT NO. 12-00356-01-PV		ILLINOIS FED. AID PROJECT 116-509315B	
-----------------------------	--	---------------------------------------	--

Farnsworth GROUP
 1101 N. KNOXVILLE AVE. SUITE 100
 PEORIA, ILLINOIS 61614
 (309) 691-1111 / (309) 690-8820 Fax