




F.A.P. SHEETS	SECTION	COUNTY	TOTAL SHEETS	SHEET NO.
B46	4B-1-R	WILL	87	18
STA. 1301+00	TO STA. 1309+00			
FED. ROAD DIST. NO. 1 ILLINOIS FED. AID PROJECT				

CONTRACT No. 62269



SYMBOL LIST:

-  TEMPORARY WOOD POLE, 60 FT, 50 FT MOUNTING HEIGHT, CLASS 4, WITH 15 FT MAST ARM AND 400W, 240 V LUMINAIRE. LETTER ON THE TOP INDICATES THE CIRCUIT NO.
- LIGHT POLE, WOOD FOR SUPPORT.
- AC-XX— AERIAL CABLE 3-1/C NO. 6 WITH MESSENGER WIRE. XX INDICATES THE LENGTH IN FEET.
-  TEMPORARY LIGHTING CONTROLLER.
-  GROUND FIELD FOR CONTROLLERS
1/0 AWG BARE COPPER WIRE

GENERAL NOTES:

1. CONTRACTOR SHALL INSTALL 3-1/C NO 6 AND 1/C NO 6 GND UNDERGROUND FEEDER FROM LIGHTING CONTROLLER TO THE WOOD POLE FOR SUPPORT AND MAKE A TRANSITION TO 3-1/C #6 AERIAL CABLE WITH A MESSENGER WIRE.
2. CONTRACTOR TO VERIFY LOCATION OF ALL EXISTING UNDERGROUND UTILITIES. THE CONTRACTOR SHALL CALL J.U.L.I.E. TO AID THIS TASK.
3. CONTRACTOR SHALL BE RESPONSIBLE FOR THE MAINTENANCE OF THE TEMPORARY LIGHTING SYSTEM WITHIN THE PROJECT LIMITS FOR THE ENTIRE DURATION OF THE PROJECT. ANY DAMAGE INCURRED DURING CONSTRUCTION SHALL BE PROMPTLY REPAIRED SO THAT SERVICE IS NOT DISRUPTED.
4. SETBACK FOR THE WOOD LIGHT POLES SHALL BE MIN. 30' FROM THE EDGE OF THE TRAVELED PAVEMENT UNLESS OTHERWISE NOTED ON PLANS.
5. IDOT WILL FURNISH THE FOLLOWING FOR TEMPORARY LIGHTING SYSTEM:
 - A. TEMPORARY WOOD POLE, 60 FT, CLASS 4, WITH 15 FT MAST ARM.....14 Nos
 - B. 400W HPS MCIII LUMINAIRE.....14 Nos
 - C. TEMPORARY LIGHTING CONTROLLER 100A, 480/240V SINGLE PHASE.....1 Nos
6. WHEN THE TEMPORARY LIGHTING SYSTEM IS REMOVED, ALL ITEMS DESCRIBED IN NOTE 5 SHALL BE HANDED OVER TO IDOT IN GOOD CONDITION. AFTER REMOVAL OF THE TEMPORARY LIGHTING SYSTEM, GROUND SHALL BE RESTORED TO THE STATUS AS IT WAS PRIOR TO START OF THE PROJECT. THE WORK OF REMOVAL OF TEMPORARY LIGHTING UNITS SHALL BE PAID FOR AS "REMOVAL OF TEMPORARY LIGHTING UNITS AND SALVAGE".
7. CONTRACTOR SHALL COORDINATE WITH ELECTRIC UTILITY AND PROVIDE ALL MATERIALS AND LABOR TO COMPLETE THE ELECTRIC SERVICE. THE MATERIAL SHALL INCLUDE METERING EQUIPMENT, SERVICE DISCONNECT, CONDUIT AND WIRES ETC.
8. FURNISHING OF CONCRETE FOUNDATION FOR CONTROLLER PER IDOT STANDARDS IS PART OF "TEMPORARY LIGHTING CONTROLLER (INSTALL ONLY)" PAY ITEM.
9. FOR ComEd SERVICE CONTACT THE FOLLOWING ComEd REPRESENTATIVE
NAME: DENETTE
PHONE: 805-724-5590
10. THE INSTALLATIONS SHALL COMPLY TO LATEST NEC AND IDOT STANDARDS.


SUMMARY OF QUANTITIES
IL 53 OVER PRAIRIE CREEK
JOB NO. C-91-294-01

PAY ITEM	UNIT	TOTAL QUANTITY
ELECTRIC SERVICE INSTALLATION	EACH	1
CONDUIT IN TRENCH, 2" DIA., GALVANIZED STEEL	FOOT	20.00
ELECTRIC CABLE IN CONDUIT, 600V (XLP-TYPE USE) 3-1/C NO. 4	FOOT	50.00
AERIAL CABLE, 3-1/C NO. 6 WITH MESSENGER WIRE	FOOT	2700.00
TRENCH AND BACKFILL FOR ELECTRICAL WORK	FOOT	30.00
LIGHT POLE, WOOD, 30 FOOT CLASS 4	EACH	1
REMOVAL OF LIGHTING CONTROLLER	EACH	1
REMOVAL OF ELECTRIC SERVICE INSTALLATION	EACH	1
REMOVAL OF LIGHTING CONTROLLER FOUNDATION	EACH	1
ELECTRIC UTILITY SERVICE CONNECTION	EACH	1
TEMPORARY LUMINAIRE , HIGH PRESSURE SODIUM, HORIZONTAL MOUNT, 400W (INSTALL ONLY)	EACH	14
TEMPORARY LIGHTING CONTROLLER (INSTALL ONLY)	EACH	1
REMOVE TEMPORARY LIGHTING UNITS AND SALVAGE	EACH	14
MAINTENANCE OF TEMPORARY LIGHTING SYSTEM	LUMP SUM	1
GROUND ROD SYSTEM INSTALLATION	EACH	17
UNIT DUCT ,600V 3-1C NO.6, 1/C NO.6 GROUND, (XLP-TYPE USE), 1 1/4" DIA. POLYETHYLENE	FOOT	50.00
TEMPORARY WOOD POLE, 60FT , CLASS 4 , WITH 15FT MAST ARM INSTALL ONLY	EACH	14

E-01

REVISIONS	
NAME	DATE

ILLINOIS DEPARTMENT OF TRANSPORTATION
IL RTE 53 OVER PRAIRIE CREEK
ELECTRICAL GENERAL NOTES



SCALE: N O N E
DATE: AUGUST 2007
DRAWN BY: KMK/WP
CHECKED BY: HPS/HS