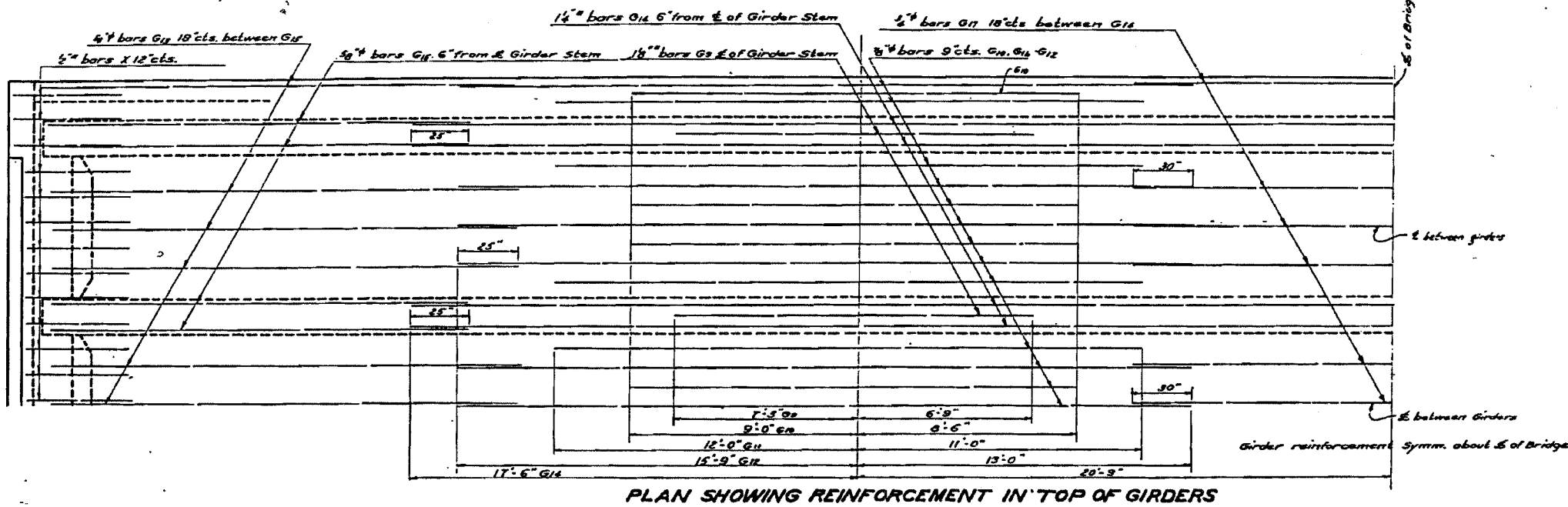
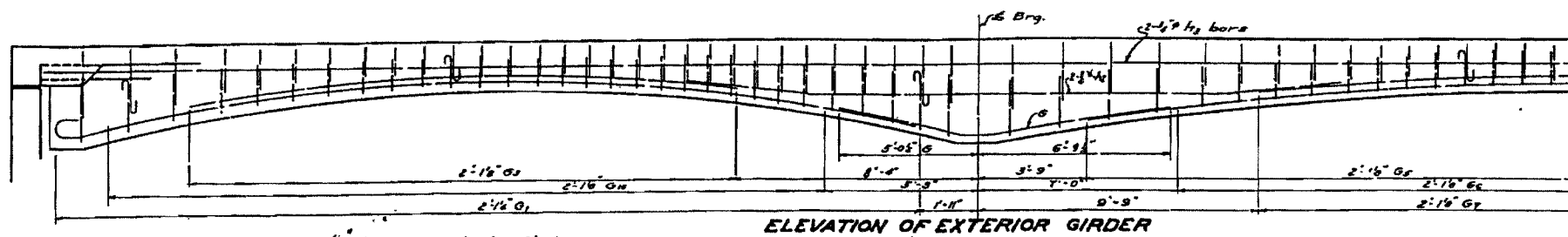


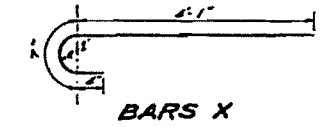
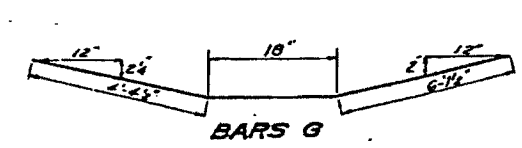
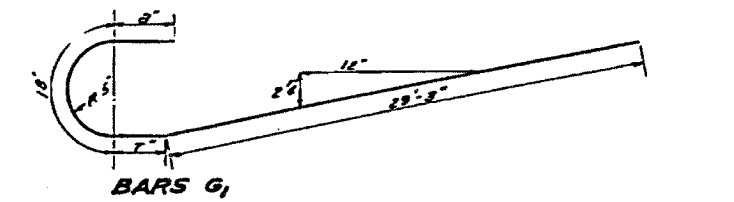
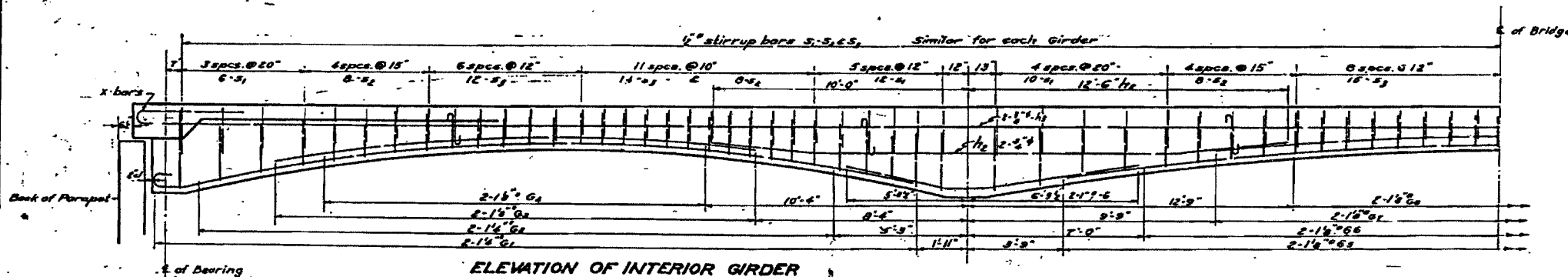
SHEET NO. 48E
NORTHBOUND BRIDGE
STRUCTURE No. 099-0090
EXISTING PLANS



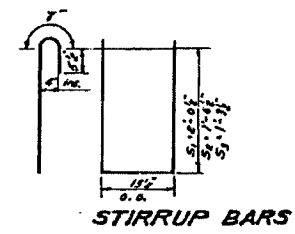
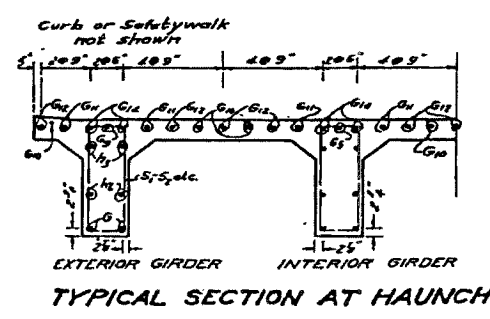
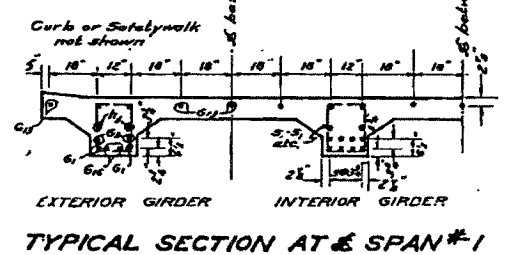
BILL OF REINFORCEMENT BARS FOR GIRDERS
AND TOP OF SLAB (LONGITUDINAL)
FOR EAST BRIDGE
REINFORCEMENT BARS FOR WEST BRIDGE - SAME

Bar	No.	Size	Length	Bar	No.	Size	Length
G	20	7"	12'-0"	H ₂	20	3/4"	20'-6"
G ₁	20	7 1/2"	32'-0"	H ₂	20	3/4"	20'-6"
G ₂	18	-	25'-3"				
G ₃	20	7 1/2"	18'-0"				
G ₄	12	-	15'-0"	S ₁	280	1/2"	7'-3"
G ₅	10	-	24'-0"	S ₂	240	-	6'-3"
G ₆	10	-	27'-6"	S ₃	410	-	5'-3"
G ₇	10	-	22'-0"				
G ₈	8	-	16'-0"				
G ₉	10	-	16'-0"	X	66	1/2"	5'-0"
G ₁₀	20	6"	17'-6"				
G ₁₁	20	-	25'-0"				
G ₁₂	28	-	20'-9"				
G ₁₃	28	8 1/4"	18'-3"				
G ₁₄	20	14"	40'-3"				
G ₁₅	20	4 1/2"	11'-6"				
G ₁₆	8	14"	25'-3"				

Reinforcement Bars Lbs. 76,320



COMPUTED	A.W.	EXAMINED	8-7-41
CHECKED	R. Wood	DRAWN	A.W. T. H.
CHECKED	R. Wood	CHECKED	R. Wood
SPECIAL	ASSEMBLED	APPROVED	N.W. Park
	CHECKED		



N.B.
GIRDER REINFORCEMENT
D.R.-WI PROJECT 4-C(1)
PRAIRIE CREEK BRIDGE
F.A.R.T. 5 SEC. 4-R-B
WILL COUNTY
STA. 370+14

Revised 9-10-41 G.F.B.

Revised 9-8-41 R.W. Revised 3-21-42 R.T.S.-C.K. - R.W.

FOR REFERENCE ONLY