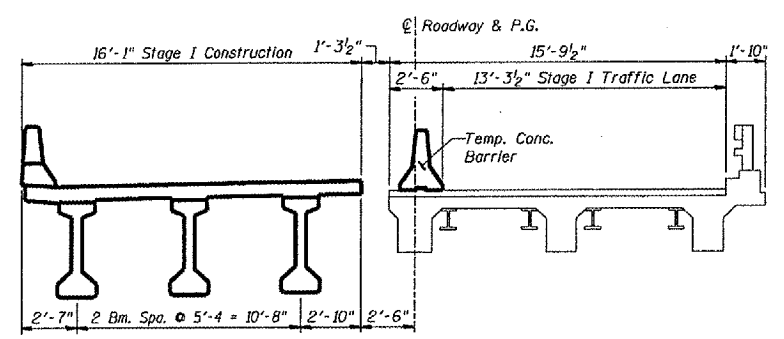
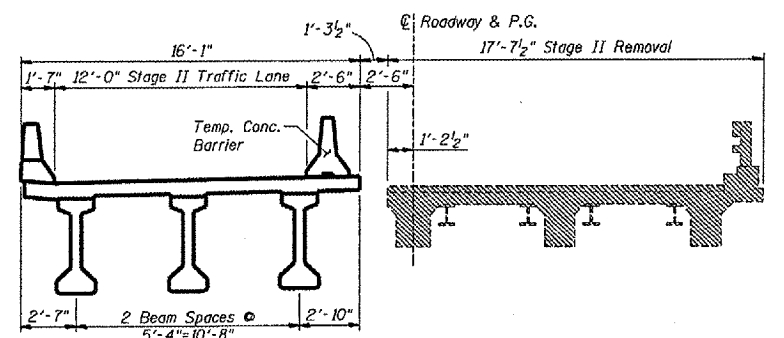


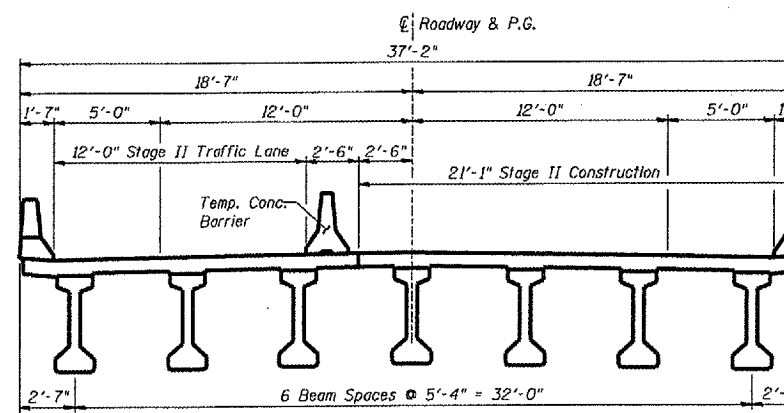
CROSS SECTION - STAGE I REMOVAL
(Looking Upstation South)



CROSS SECTION - STAGE I CONSTRUCTION
(Looking Upstation South)



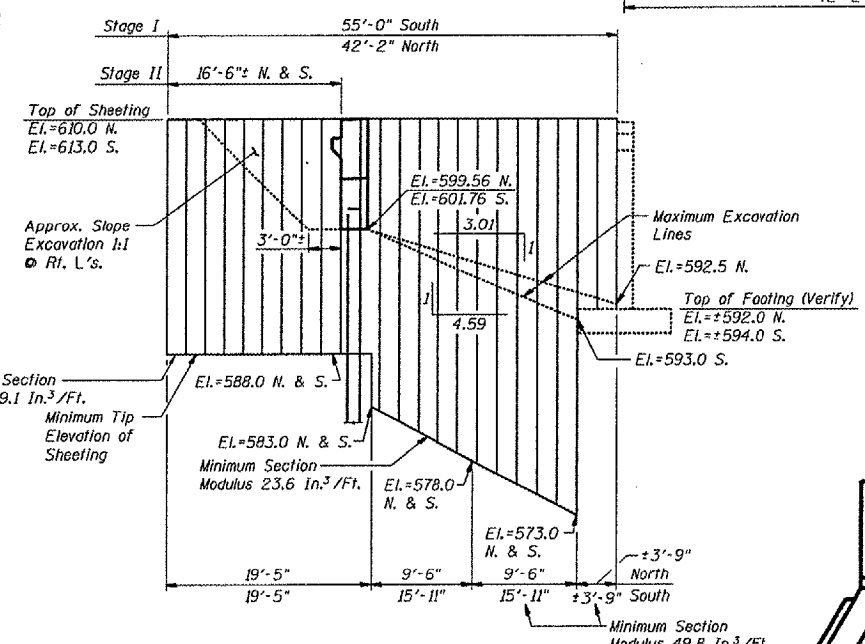
CROSS SECTION - STAGE II REMOVAL
(Looking Upstation South)



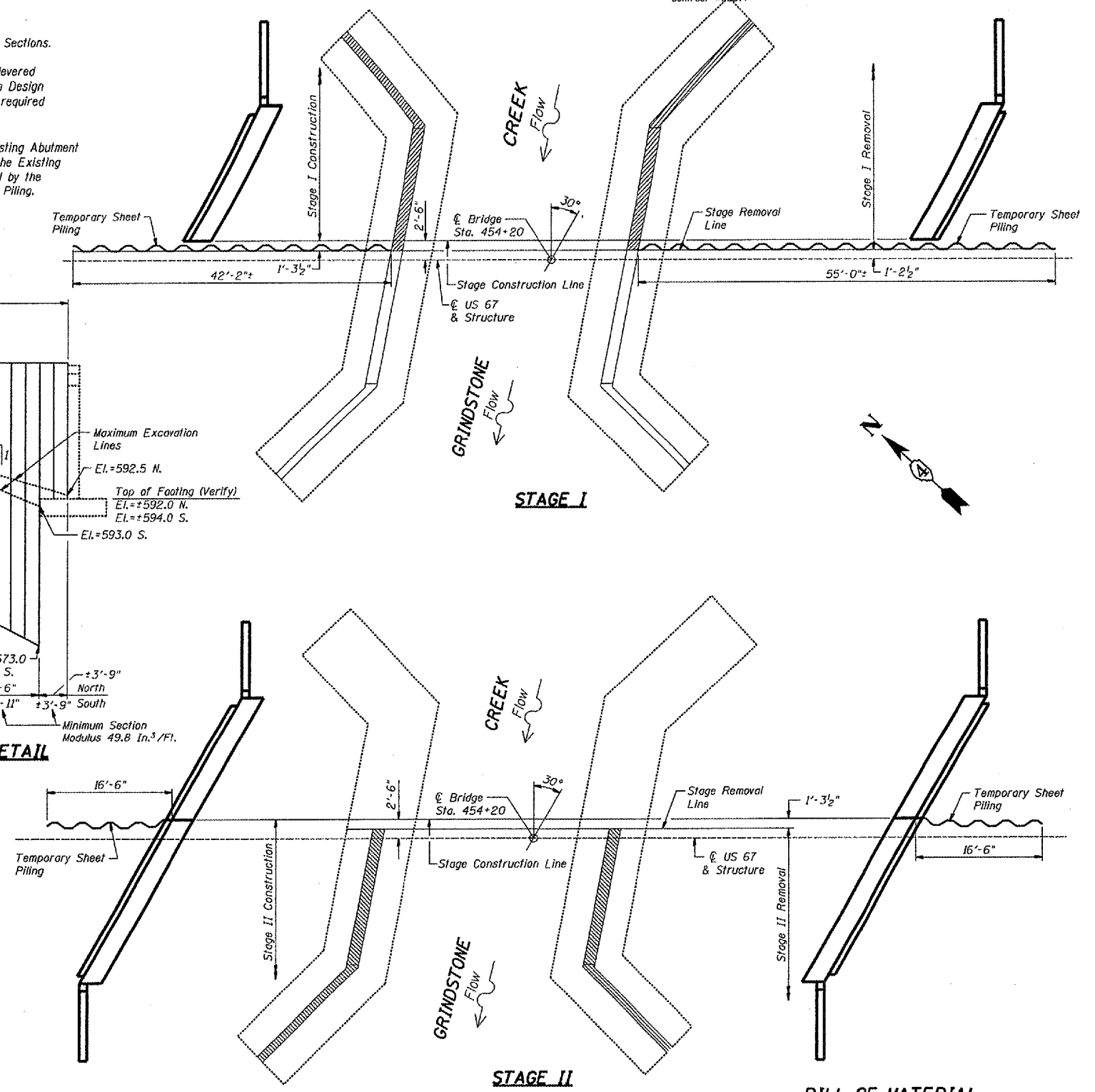
CROSS SECTION - STAGE II CONSTRUCTION
(Looking Upstation South)

NOTES:
Temporary Concrete Barrier Shall Be Provided For Stage Construction. See Structural Sheet 3 of 14. Pay Item For Temporary Concrete Barrier is Scheduled in the Roadway Plans.
Hatched Area Indicates Existing Structure Removal.
Dimensions are at Right Angles to \bar{C} Roadway in Cross Sections.
If the Contractor chooses to alter the Temporary Cantilevered Sheet Piling Design Requirements shown on the plans, a Design Submittal including Plan Details and Calculations will be required for review and acceptance by the Engineer.

The Contractor shall connect the first sheet to the Existing Abutment Wall to ensure stability of sheets driven to the top of the Existing Footing. This connection shall be reviewed and accepted by the Engineer and included in the cost for Temporary Sheet Piling.



TEMPORARY SHEET PILING DETAIL
(North & South Abutments)



BILL OF MATERIAL

Item	Unit	Total
Temporary Sheet Piling	Sq. Ft.	2774

CONSTRUCTION STAGING, & TEMP. SHEET PILING
F.A.P. 310, SECTION (41A)BR-1
U.S. ROUTE 67 OVER GRINDSTONE CREEK
McDONOUGH COUNTY
STA. 454+20 (S.N. 055-0049)
WHA# 1050003