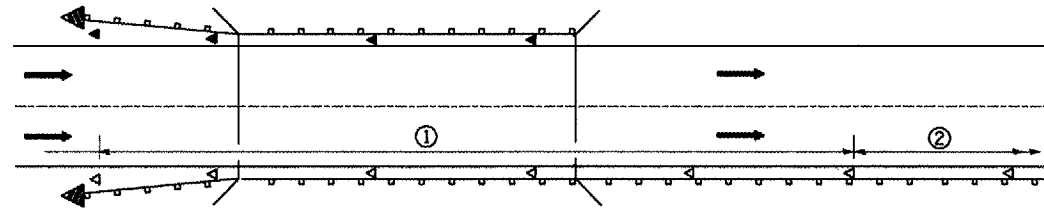
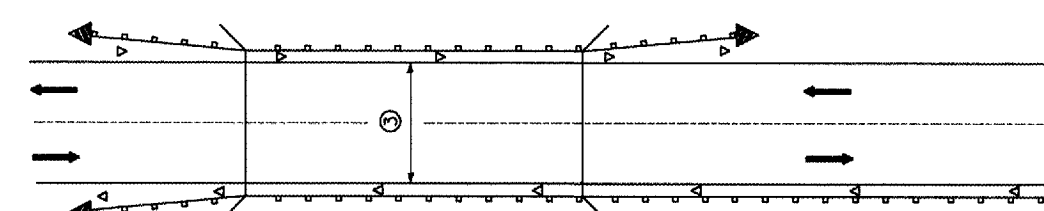


F.A.P. RTE.	SECTION	COUNTY	TOTAL SHEETS	SHEET NO.
310	(41-A)BR	McDONOUGH	66	61
STA.	TO STA.			
FED. ROAD DIST. NO.	ILLINOIS	FED. AID PROJECT		



- ① Spacing 24 m (80 ft.) max. for first 122 m (400 ft.) or curve spacing shown in Standard 635001, whichever is less (min. 4 reflectors regardless of length).
- ② After 122 m (400 ft.), transition to normal delineator spacing shown in Standard 635001, and continue as required.

**ONE-WAY TRAFFIC**



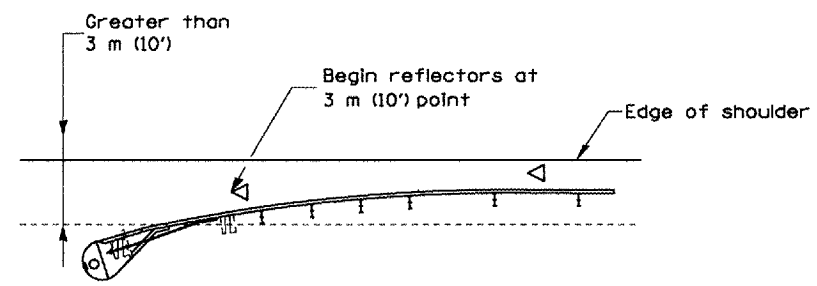
- ③ Bidirectional silver/silver should be used in lieu of monodirectional silver on both sides of two-lane bridges where the bridge pavement is less than 610 (24) wider than the pavement approaching the bridge.

**TWO-WAY TRAFFIC**

**GUARDRAIL / BARRIER WALL / BRIDGE RAIL REFLECTORS**

**LEGEND**

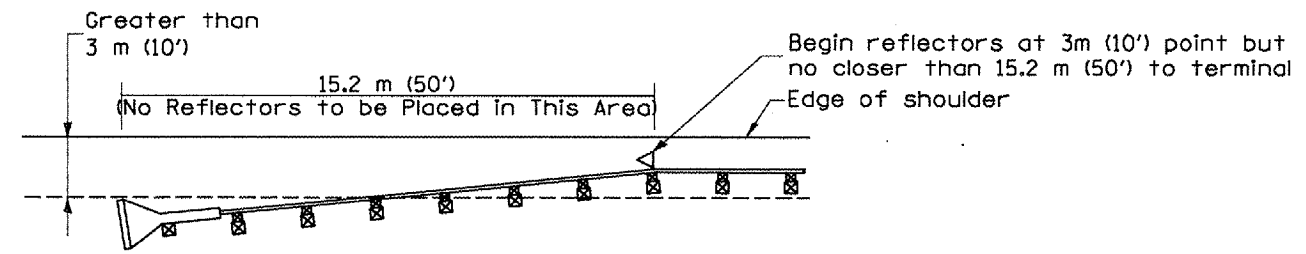
- ◁ Monodirectional silver
- ◄ Monodirectional amber
- ◄ Terminal Marker - Black/Yellow  
Left or Right as appropriate



NOTE: Omit terminal marker when terminal over 3 m (10') from edge of paved shoulder or break point of unpaved shoulder, or when terminal buried in backslope.

**Traffic Barrier Terminal Type(\*) and/or Turned-Down Terminal**

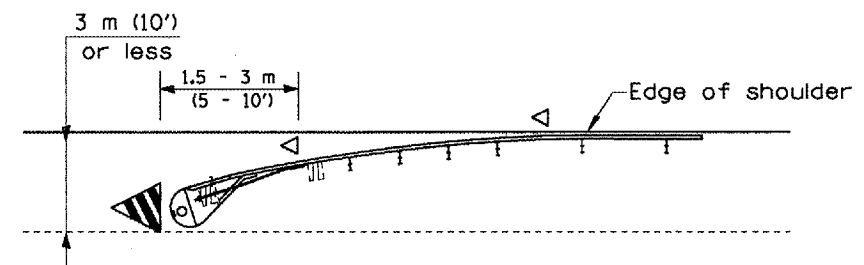
[Terminal over 3 m (10') from edge of shoulder]  
•See Plans for Type



NOTE: Omit terminal marker when terminal over (10') from edge of paved shoulder or break point of unpaved shoulder.

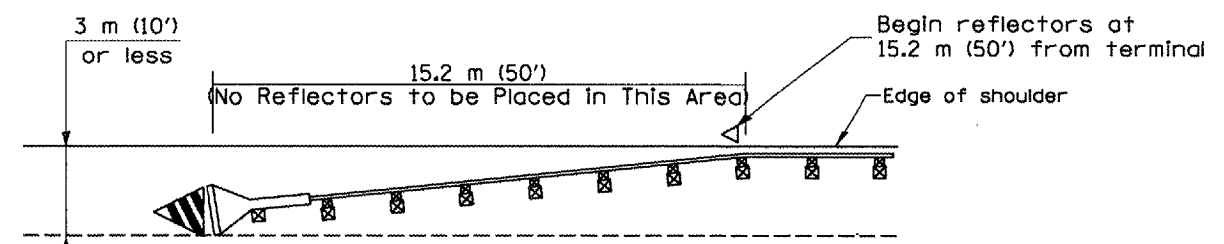
**Traffic Barrier Terminal Type 1 (Special)**

[Terminal over 3 m (10') from edge of shoulder]



**Traffic Barrier Terminal Type(\*) and/or Turned-Down Terminal**

[Terminal over 3 m (10') or less from edge of shoulder]  
•See Plans for Type



**Traffic Barrier Terminal Type 1(Special)**

[Terminal 3 m (10') or less from edge of shoulder]

All dimensions are in millimeters (inches) unless otherwise noted.

**ILLINOIS DEPARTMENT OF TRANSPORTATION  
DISTRICT CADD STANDARD**

**GUARDRAIL AND  
BARRIER WALL DELINEATION**

CADD STD. NO. 635101-D4 SHEET 1 OF 3  
SCALE: NOT DRAWN TO SCALE DRAWN BY CADD  
CHECKED BY

DATE	REVISIONS	BY
1-1-97	RENUM. E-10.02, NEW REVISION BOX	T.P.
3-1-97	CORRECT STD. SPEC. *	J.A.

**TERMINAL MARKER PLACEMENT**

DATE

\*DGN-ONLY\*