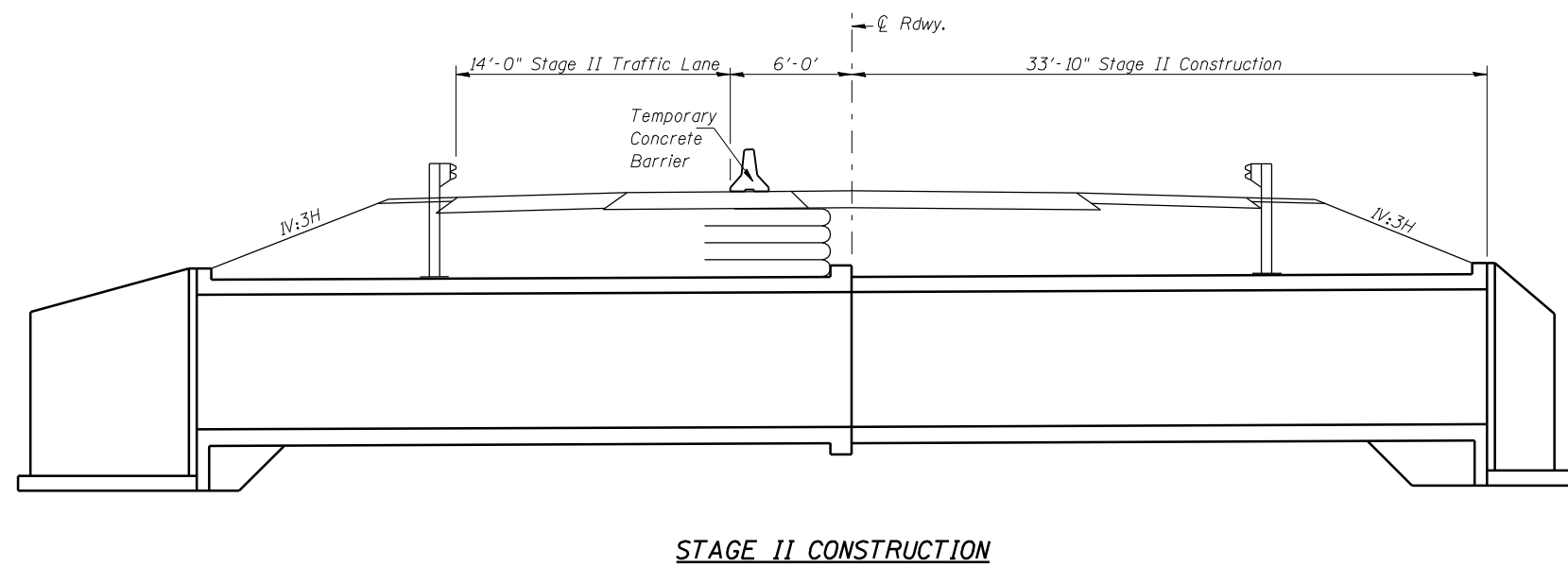
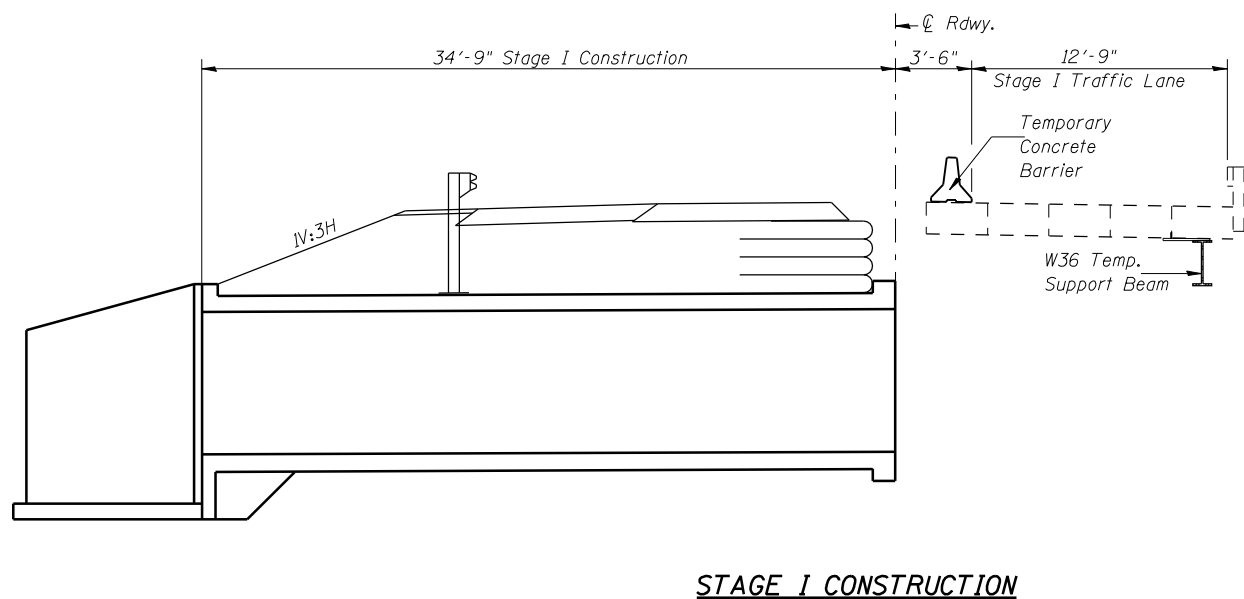
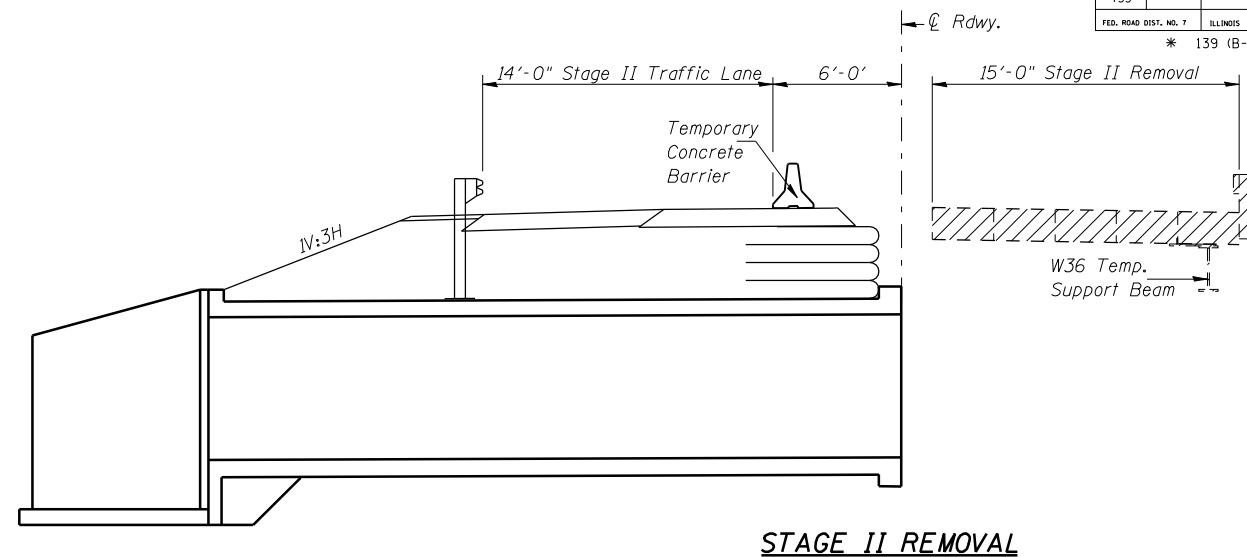
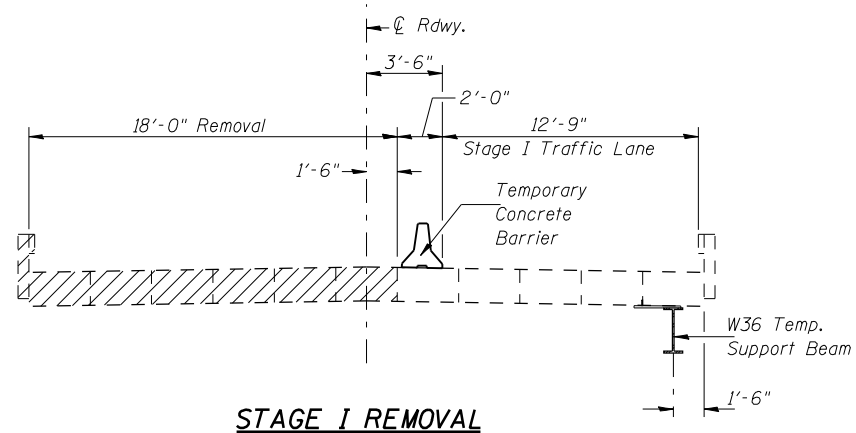


ROUTE NO.	SEC	COUNTY	TOTAL SHEETS	SHEET NO.
F.A.P. 753	*	SANGAMON	57	28
FED. ROAD DIST. NO. 7		ILLINOIS	PROJECT	
		* 139 (B-1)		CONTRACT NO. 72982

SHEET NO. 2
10 SHEETS



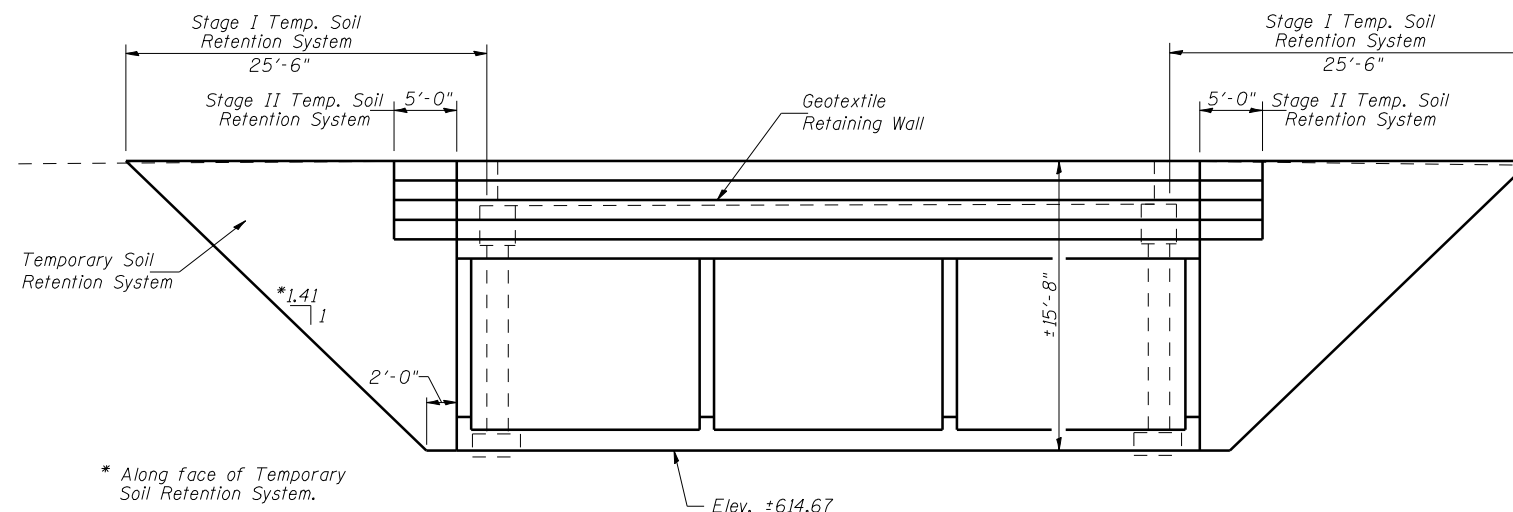
STAGE CONSTRUCTION DETAILS

(LOOKING EAST)

Dimensions are at rt. L's to \varnothing Roadway

Notes:

- For Temporary Support System Details, see Sht. 4 of 10.
- Hatched area indicates Removal of Existing Structure.
- For detail of Temporary Concrete Barrier, see Sht. 5 of 10.
- For quantity of Temporary Concrete Barrier, see roadway plans.
- The contractor shall anchor the Temporary Soil Retention System to the existing bridge abutments. The connection shall be approved by the Engineer.
- For details of the Temporary Geotextile Retaining Wall, see Sht. 3 of 10.
- For Temporary Pavement Widening details and quantities, see roadway plans.
- A cantilevered sheet piling design does not appear feasible and additional members or other retention systems may be necessary. The Contractor shall submit a temporary soil retention system design including plan details and calculations for review and by the Engineer.



* Along face of Temporary Soil Retention System.

DESIGNED	BAN
CHECKED	JOH
DRAWN	TC/CET
CHECKED	BAN

STAGE CONSTRUCTION DETAILS
F.A.P. 753 (IL. 104)
OVER PANTHER CREEK
SECTION 139(B-1)
SANGAMON COUNTY
STA. 408+66.00
STR. NO. 084-2508

HUTCHISON ENGINEERING, INC.
 JACKSONVILLE, ILLINOIS
 Rev: _____ Date: _____