

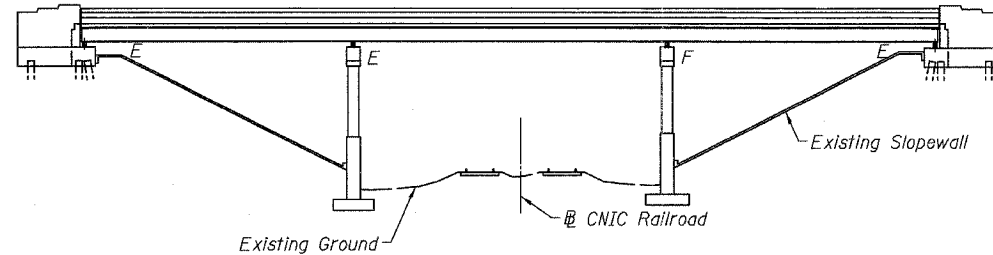
STATE OF ILLINOIS  
DEPARTMENT OF TRANSPORTATION

ROUTE NO.	SECTION	COUNTY	TOTAL SHEETS	SHEET NO.
FAI 64	95-6VB-1	WASHINGTON	83	51
FED. ROAD DIST. NO. 7	ILLINOIS	FED. AID PROJECT-		7 SHEETS

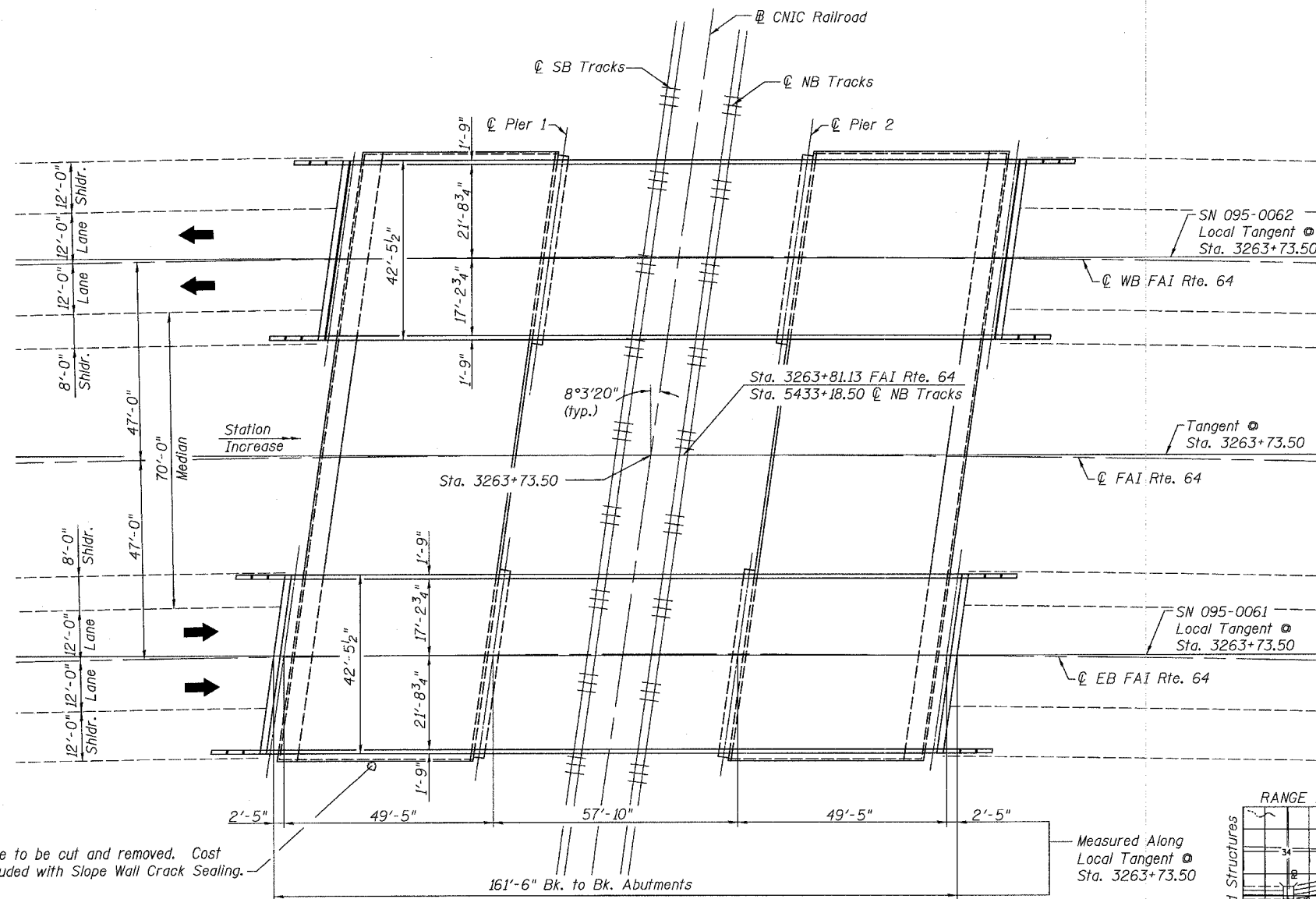
Contract #76A39

INDEX OF SHEETS

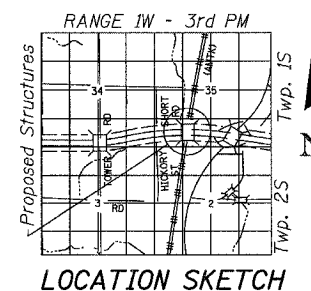
Sheet No.	Description
1	General Plan
2	Deck Plan
3	Expansion Joint Repair
4	Preformed Joint Strip Seal
5	Abutment Concrete Repairs
6	Sloped Wall Repairs
7	Bar Splicer Assembly Details



ELEVATION



PLAN



LOCATION SKETCH

GENERAL NOTES

All structural steel shall be AASHTO M 270 Grade 36.  
Plan dimensions and details relative to existing plans are subject to routine variations. The Contractor shall field verify existing dimensions and details affecting new construction and make necessary approved adjustments prior to construction or ordering of materials. Such variations shall not be cause for additional compensation for a change in scope of the work, however, the Contractor will be paid for the quantity actually furnished based upon the unit price bid for the work.  
No field welding is permitted except as specified in the contract documents.  
The existing bridge seats at the abutments only (2 each structure) shall be cleaned and dried according to the special provision for Cleaning Bridge Seats.  
Reinforcement bars shall conform to the requirements of ASTM A 706 Gr 60 (IL Modified). See Special Provisions.  
Reinforcement bars designated (E) shall be epoxy coated.  
Prior to pouring the new concrete deck, all heavy or loose rust, loose mill scale, and other loose or potentially detrimental foreign material shall be removed from the surfaces in contract with concrete. Tightly adhered paint may remain unless otherwise noted. Removal shall be accomplished by methods that will not damage the steel and the cost will be included with Concrete Removal.  
The existing structural steel coating contains lead. The Contractor shall take appropriate precautions to deal with the presence of lead on this project.  
Traffic staging required. See roadway plans & sheet 3 of 7.

TOTAL BILL OF MATERIAL

(SN 095-0061)


ITEM	UNIT	SUPER	SUB	TOTAL
Concrete Removal	Cu. Yd.	11.2	-	11.2
Concrete Superstructure	Cu. Yd.	11.2	-	11.2
Protective Coat	Sq. Yd.	848	-	848
Reinforcement Bars, Epoxy Coated	Pound	1,860	-	1,860
Bar Splicers	Each	30	-	30
Preformed Joint Strip Seal	Foot	82	-	82
Concrete Sealer	Sq. Ft.	-	243	243
Controlled Low-Strength Material	Cu. Yd.	-	104	104
Slope Wall Crack Sealing	Foot	-	188	188
Structural Repair of Concrete (Depth Equal To Or Less Than 5")	Sq. Ft.	14	-	14
Cleaning Bridge Seats	Sq. Ft.	-	243	243
Unsound Concrete Removal	Sq. Yd.	16	-	16

TOTAL BILL OF MATERIAL

(SN 095-0062)

ITEM	UNIT	SUPER	SUB	TOTAL
Concrete Removal	Cu. Yd.	11.2	-	11.2
Concrete Superstructure	Cu. Yd.	11.2	-	11.2
Protective Coat	Sq. Yd.	848	-	848
Reinforcement Bars, Epoxy Coated	Pound	1,860	-	1,860
Bar Splicers	Each	30	-	30
Preformed Joint Strip Seal	Foot	82	-	82
Concrete Sealer	Sq. Ft.	-	243	243
Controlled Low-Strength Material	Cu. Yd.	-	78	78
Slope Wall Crack Sealing	Foot	-	188	188
Structural Repair of Concrete (Depth Equal To Or Less Than 5")	Sq. Ft.	14	-	14
Cleaning Bridge Seats	Sq. Ft.	-	243	243
Unsound Concrete Removal	Sq. Yd.	19	-	19

Plans Prepared By:  
Oates Associates, Inc.



Bruce P. Schopp  
8/24/07  
EXP 11/30/08

GENERAL PLAN  
FAI 64 OVER  
CNIC RAILROAD  
FAI ROUTE 64 SECTION 95-6VB-1  
WASHINGTON COUNTY  
STATION 3263+73.50  
STRUCTURE NO. 095-0061 (EB)  
STRUCTURE NO. 095-0062 (WB)

Tree to be cut and removed. Cost included with Slope Wall Crack Sealing.

Measured Along Local Tangent @ Sta. 3263+73.50

Rev. 11-2-07