

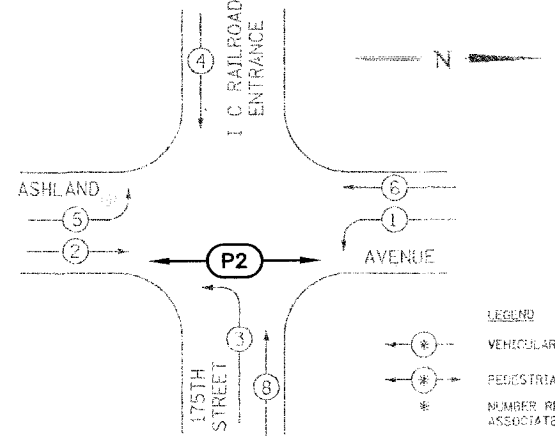
F.A. NO.	SECTION NO.	COUNTY	TOTAL SHEETS	SHEET NO.
2860	05-00022-00-SW	COOK	8	7
STA.	TO STA.			
FED. ROAD DIST. NO.	KLINGB.	FED. AID PROJECT		

CONTRACT NO. 83967

CABLE PLAN LEGEND

	PROPOSED	EXISTING
CONTROLLER CABINET		
SERVICE INSTALLATION		
300mm TRAFFIC SIGNAL SECTION (LED)		
DENOTES NUMBER OF CONDUCTORS ALL CABLE NO. 14 EXCEPT AS INDICATED. ALL LOOP DETECTOR CABLE TO BE TWISTED AND SHIELDED.		
VEHICLE DETECTOR, INDUCTION LOOP		
SHIELDED & TWISTED		
EMERGENCY VEHICLE LIGHT DETECTOR		
CONFIRMATION BEACON		
OPTICOM CABLE		
300mm PEDESTRIAN SIGNAL HEAD		
PUSHBUTTON DETECTOR		
GROUND ROD AT HANDHOLE (H), DOUBLE HANDHOLE (D), OR CONTROLLER (C).		
GROUND ROD AT POST (P), OR MAST ARM POLE (MA).		
GROUND ROD AT ELECTRIC SERVICE INSTALLATION		

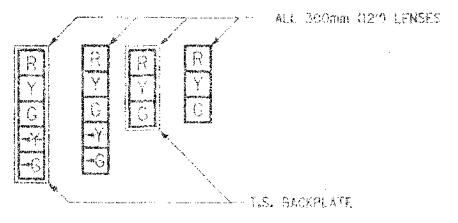
CONTROLLER SEQUENCE



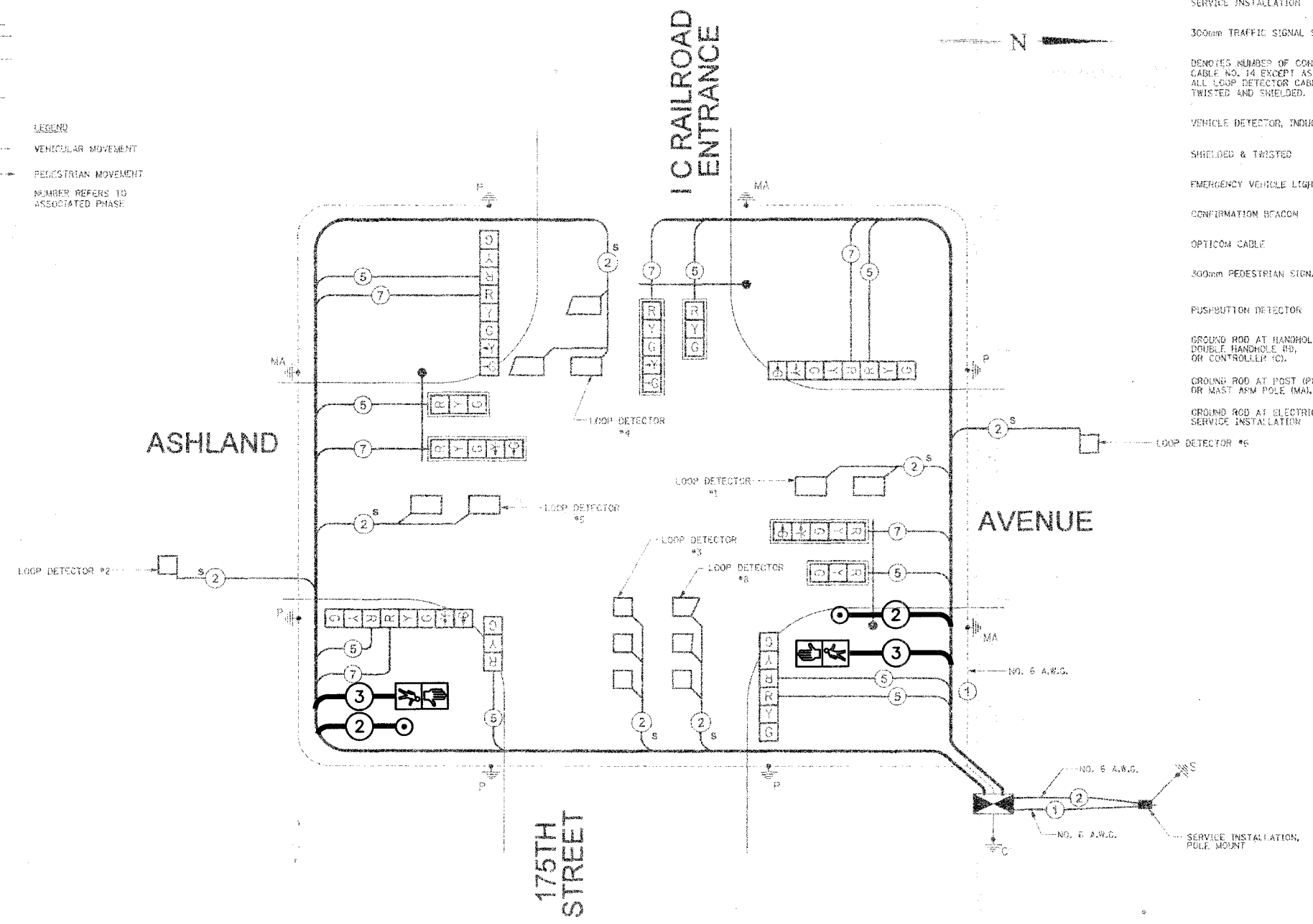
PHASE DESIGNATION DIAGRAM

DUAL ENTRY - ALL LEGS
PROTECTED / PERMITTED LEFT TURN PHASING

SIGNAL FACES



- SIGNAL LENSES
- R RED
 - Y YELLOW
 - G GREEN
 - Y+ YELLOW TURN INDICATOR
 - G+ GREEN TURN INDICATOR



CABLE PLAN
NOT TO SCALE

- NOTE:
- THIS IS A SYSTEM GROUND THAT SHALL INTERCONNECT ALL GROUND RODS WITH NO. 6 10 COPPER AWG.
 - THE NEUTRAL AND GROUND SHALL BE TIED AT THE SERVICE INSTALLATION BUT SEPARATE AT THE TRAFFIC CABINET.

REVISIONS	
NAME	DATE

ILLINOIS DEPARTMENT OF TRANSPORTATION

**ASHLAND AVENUE
SIDEWALK IMPROVEMENT
TRAFFIC SIGNALS**

SCALE: VERT. NA
HORIZ. NA
DATE 07-27-07

DRAWN BY JZ/RG
CHECKED BY WPD

ROBINSON ENGINEERING, LTD.
1700 SOUTH PARK AVENUE, SOUTH HAVEN, ILLINOIS 60473
(708) 351-6700 FAX (708) 351-6828
ILLINOIS DESIGN FIRM REGISTRATION NO. 154001-02 04205-SIGNAL-01