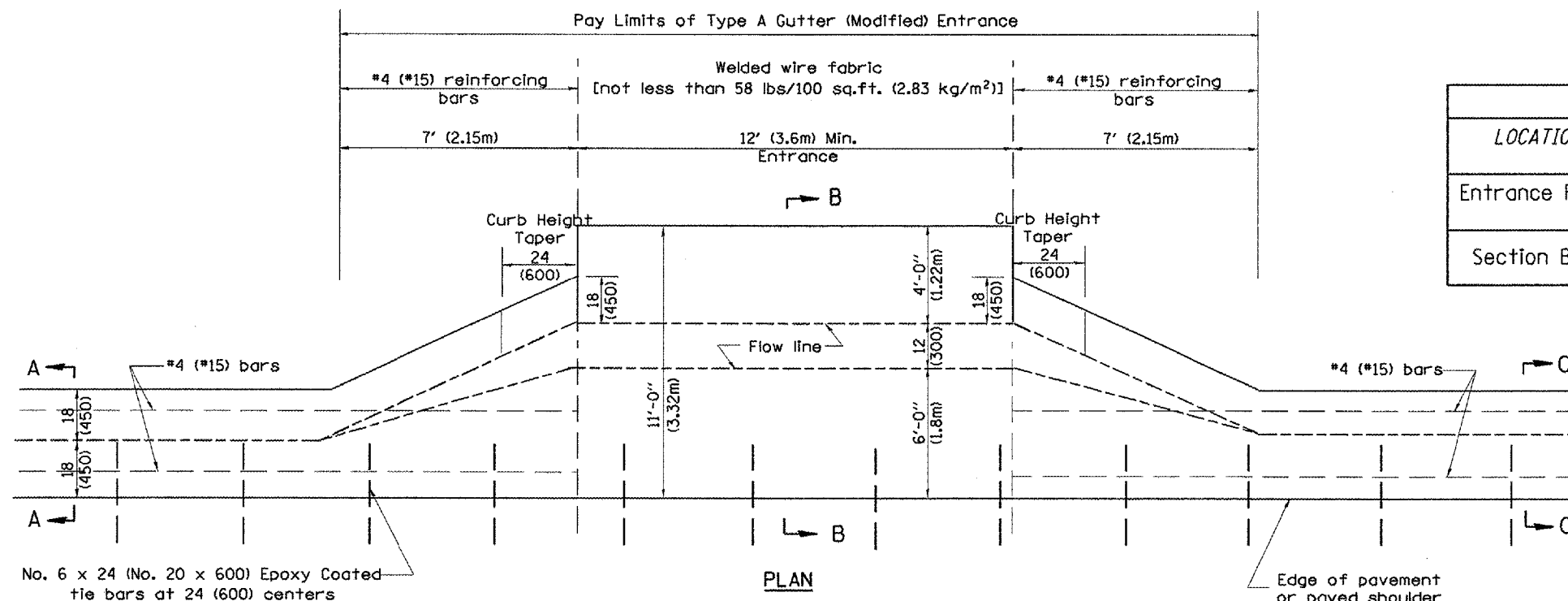
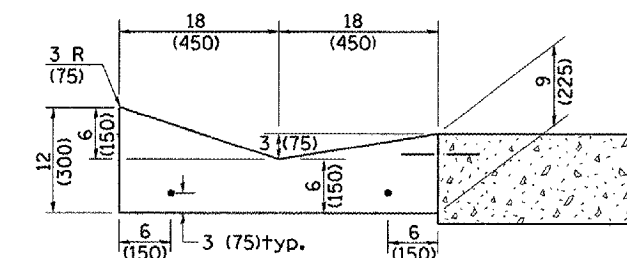


F.A.P. RTE.	SECTION	COUNTY	TOTAL SHEETS	SHEET NO.
310	*	**	97	77
STA.	TO STA.			
FED. ROAD DIST. NO.	ILLINOIS	FED. AID PROJECT		
*(101R)RR#28-BRI				
** WARREN COUNTIES				

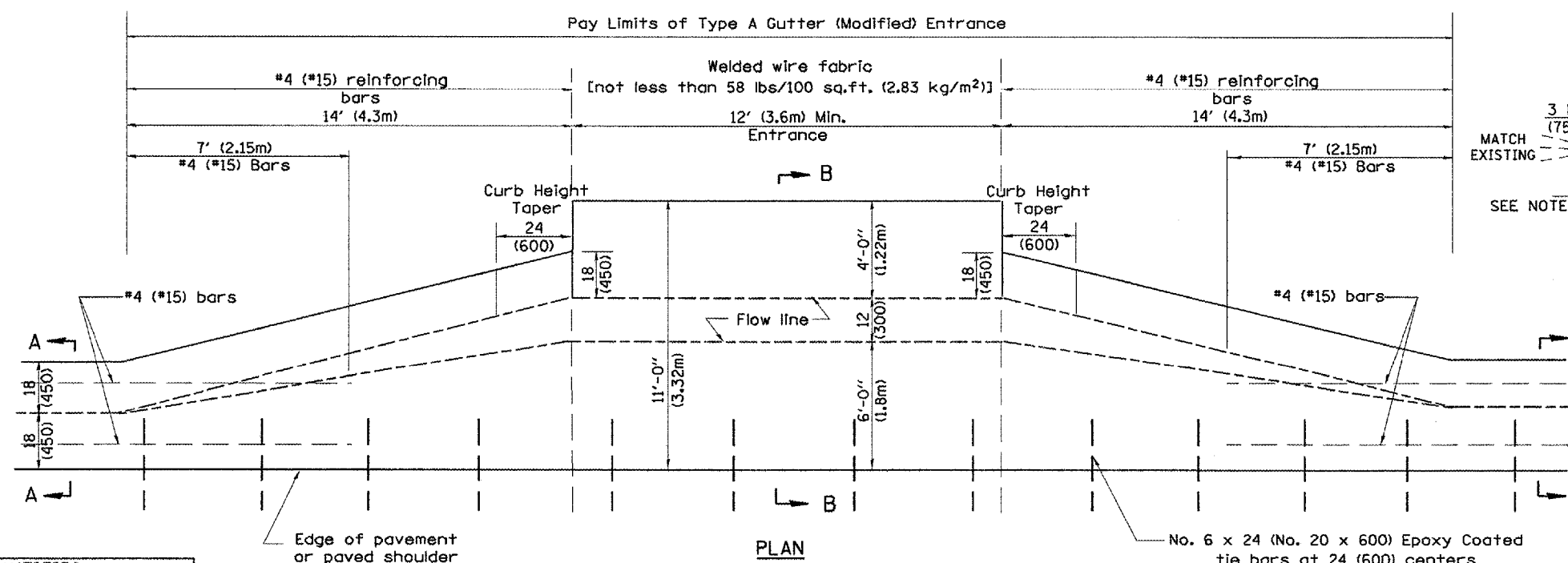
LOCATION	LENGTH	NON-COMMERCIAL	COMMERCIAL ENTRANCE
		6 (150)	8 (200)
Entrance Flare	7 Ft (2.15 m) Urban 14 Ft (4.30 m) Rural	0.15 Cu Yd / Ft (0.37 Cu M / M)	0.18 Cu Yd / Ft (0.45 Cu M / M)
Section B-B	See Plans	0.23 Cu Yd / Ft (0.57 Cu M / M)	0.28 Cu Yd / Ft (0.70 Cu M / M)



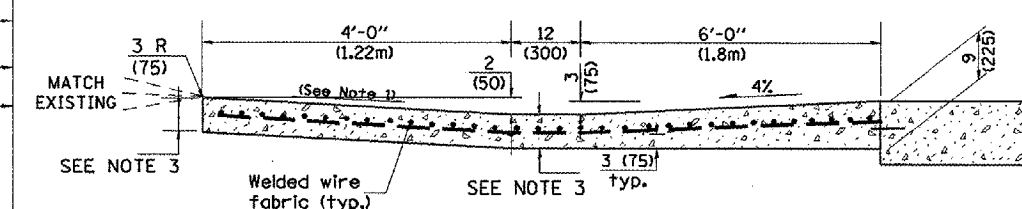
TYPICAL URBAN ENTRANCE



SECTION A-A & C-C



TYPICAL RURAL ENTRANCE



SECTION B-B

GENERAL NOTES

- Slope may be increased from 4% (min.) to 6% (max.) in order to match the existing.
- The cross-slope is to be constructed as given in the plans from back turnout to where driveway matches existing.
- For Non-Commercial Entrances the driveway thickness shall be 6 (150). For Commercial Entrances the driveway thickness shall be 8 (200).

All dimensions are in inches (millimeters) unless otherwise noted.

ILLINOIS DEPARTMENT OF TRANSPORTATION	
DISTRICT CADD STANDARD	
TYPE A GUTTER, (MODIFIED)	
(INLET, OUTLET & ENTRANCE)	
CADD STANDARD 606101-D4	SHEET 3 OF 3
SCALE: NOT DRAWN TO SCALE	DRAWN BY CADD
	CHECKED BY

CALC. BY:	DATE:
CHECKED BY:	DATE:

QUANTITY CALCULATIONS ARE ON FILE AT THE DISTRICT 4 OFFICE; BUREAU OF PROJECT IMPLEMENTATION; DOCUMENTATION SECTION