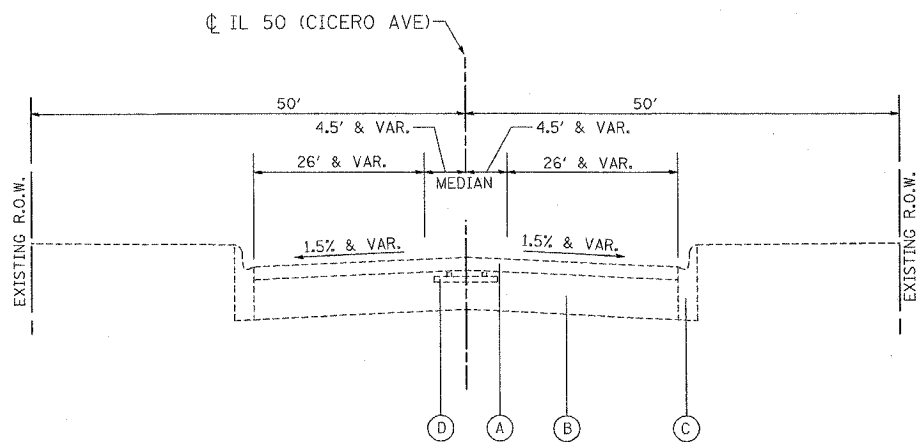
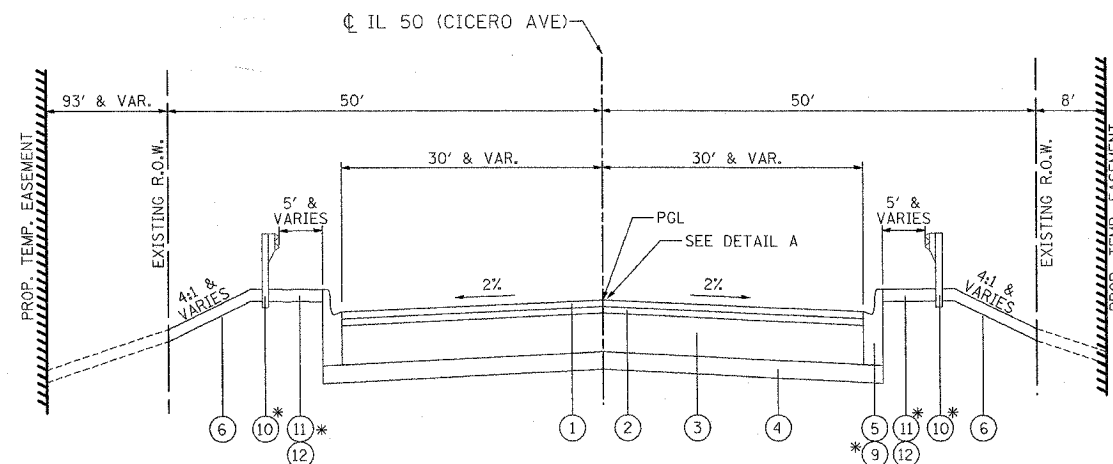


F.A.P. RTE.	SECTION	COUNTY	TOTAL SHEETS	SHEET NO.
350	578-31	COOK	62	7
STA. 20+23.42		TO STA. 28+00.00		
FED. ROAD DIST. NO.		ILLINOIS FED. AID PROJECT		

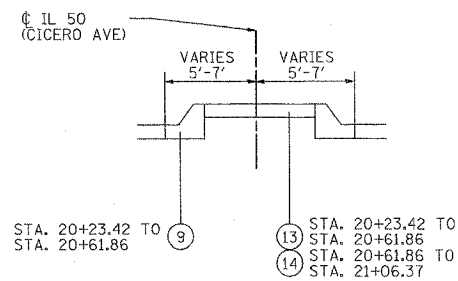
CONTRACT NO. 60440



**E-1 EXISTING IL ROUTE 50 TYPICAL SECTION**  
 STA. 20+23.42 TO STA. 23+37.96  
 STA. 24+74.73 TO STA. 28+00.00



**P-1 PROPOSED IL ROUTE 50 TYPICAL SECTION**  
 STA. 20+23.42 TO STA. 23+04.13  
 STA. 23+04.13 TO STA. 24+27.47 (SEE BRIDGE PLANS)  
 STA. 24+27.47 TO STA. 27+00.00  
 \* SEE PLAN AND PROFILE FOR LOCATION



**DETAIL A**

**EXISTING LEGEND:**

- (A) BITUMINOUS SURFACE, 3"
- (B) P.C.C. PAVEMENT, 8"
- (C) COMBINATION CONCRETE CURB & GUTTER TYPE B6.12
- (D) RAILROAD TRACKS (SEE NOTE 1)

**PROPOSED LEGEND:**

- (1) BITUMINOUS CONCRETE SURFACE COURSE, SUPERPAVE, MIX "D", N70 1 1/2"
- (2) BITUMINOUS CONCRETE BINDER COURSE, SUPERPAVE, IL-19.0, N70 2 1/4"
- (3) PORTLAND CEMENT CONCRETE BASE COURSE, 9"
- (4) SUB-BASE GRANULAR MATERIAL, TYPE B 4"
- (5) COMBINATION CONCRETE CURB & GUTTER TYPE B-6.12
- (6) TOPSOIL FURNISH AND PLACE 4", WITH SODDING, SALT TOLERANT
- (7) BITUMINOUS SURFACE REMOVAL 2 1/4"
- (8) LEVELING BINDER (MACHINE METHOD), SUPERPAVE, 3/4"
- (9) COMBINATION CONCRETE CURB & GUTTER TYPE M-2.12
- (10) STEEL PLATE BEAM GUARDRAIL
- (11) BITUMINOUS SHOULDERS SUPERPAVE 6"
- (12) PCC SIDEWALK 5"
- (13) CONCRETE MEDIAN SURFACE 4"
- (14) CONCRETE MEDIAN TY SM-2.12

NOTE : 1. REMOVAL OF EXISTING RAILROAD TRACKS SHALL NOT BE PAID FOR SEPARATELY BUT SHALL BE INCLUDED IN THE UNIT PRICE PER SQUARE YARD OF "PAVEMENT REMOVAL".

BITUMINOUS MIX. REQUIREMENTS			
PAY ITEMS	MAX RAP %	AC TYPE	VOID
<b>ROADWAY</b>			
BIT. CONC. SURF. CSE, SUPERPAVE, MIX D, N70, 1 1/2"	10	PG 64-22	4% @ 70 GYR.
BIT. CONC. BIND. CSE, SUPERPAVE, IL-19.0, N70, 2 1/4"	15/25	PG 64-22/58-22	4% @ 70 GYR.
LEVEL BINDER (MACHINE METHOD), SUPERPAVE, N70, 3/4"	10	PG 64-22	4% @ 70 GYR.
<b>DRIVEWAY</b>			
BIT. CONC. SURF. CSE, SUPERPAVE, MIX "C", N50, 2"	15	PG 64-22	4% @ 50 GYR.
BIT. BASE CSE, SUPERPAVE, 6"	50	PG 58-22	2% @ 50 GYR.
<b>SHOULDER</b>			
BIT. SHLD. SUPERPAVE, 6"	50	PG 58-22	2% @ 30 GYR.

\* THE UNIT WEIGHT USED TO CALCULATE ALL BITUMINOUS SURFACE MIXTURES IS 112 LBS/SQYD/IN.

REVISIONS	
NAME	DATE

ILLINOIS DEPARTMENT OF TRANSPORTATION  
 ILLINOIS ROUTE 50 (CICERO AVENUE) OVER  
 NORTH BRANCH CHICAGO RIVER  
 TYPICAL SECTIONS  
 SCALE: NONE  
 DATE: SEPTEMBER 19, 2006  
 DRAWN BY: CLW  
 CHECKED BY: AAC

**PATRICK ENGINEERING INC.**  
 LISLE, ILLINOIS