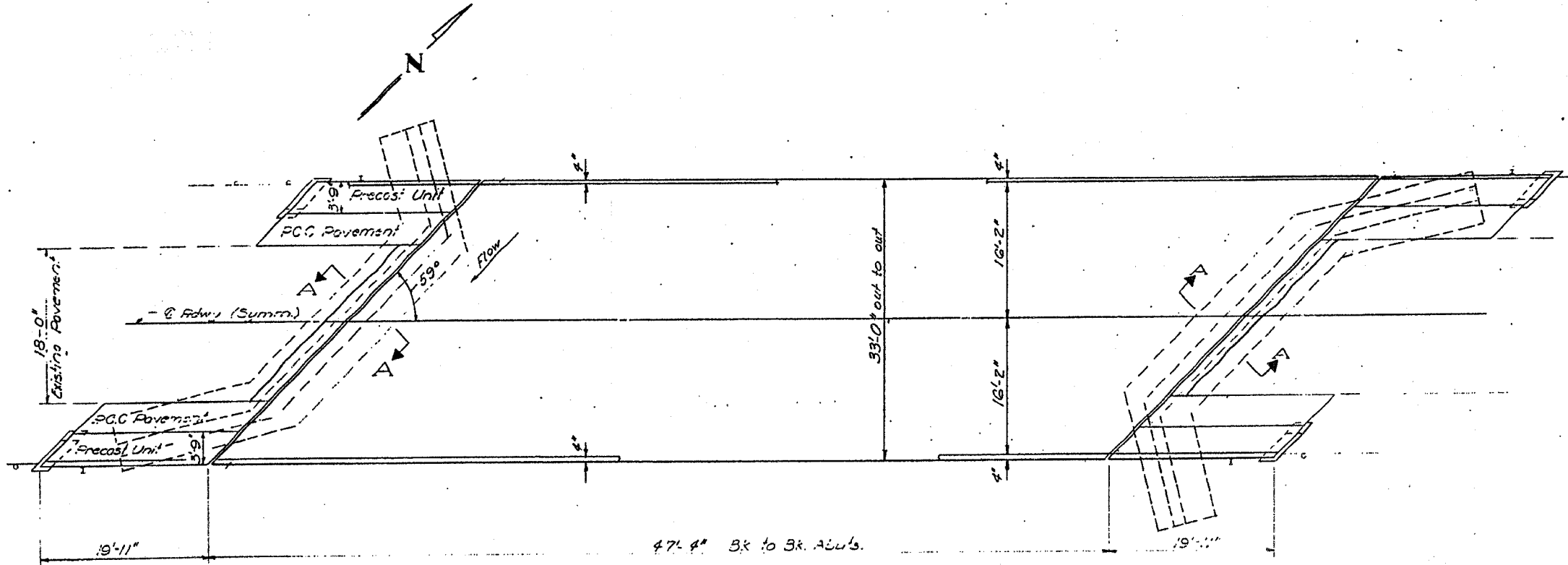
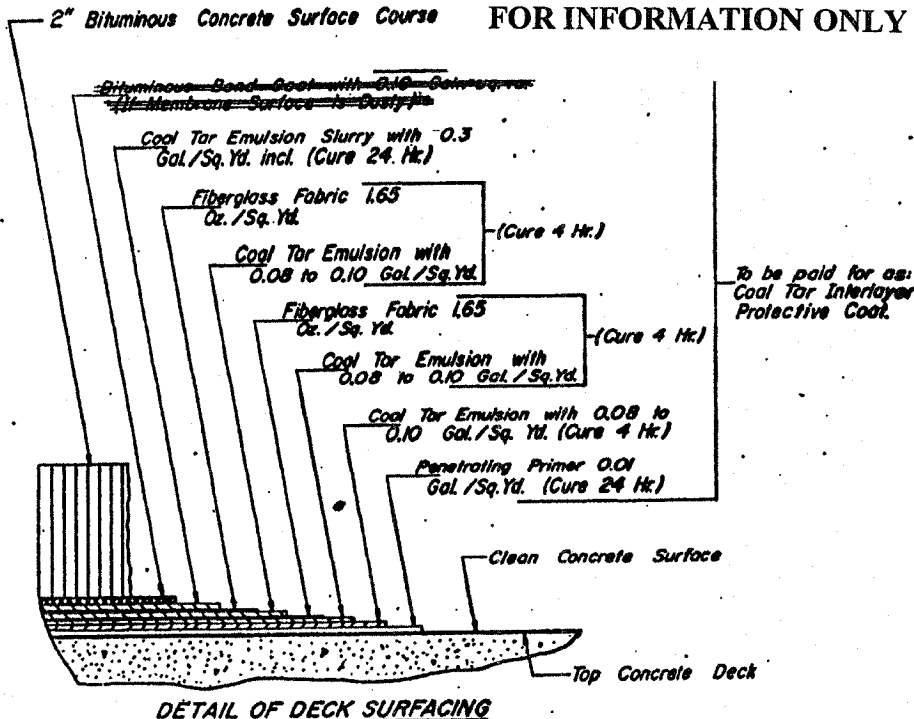
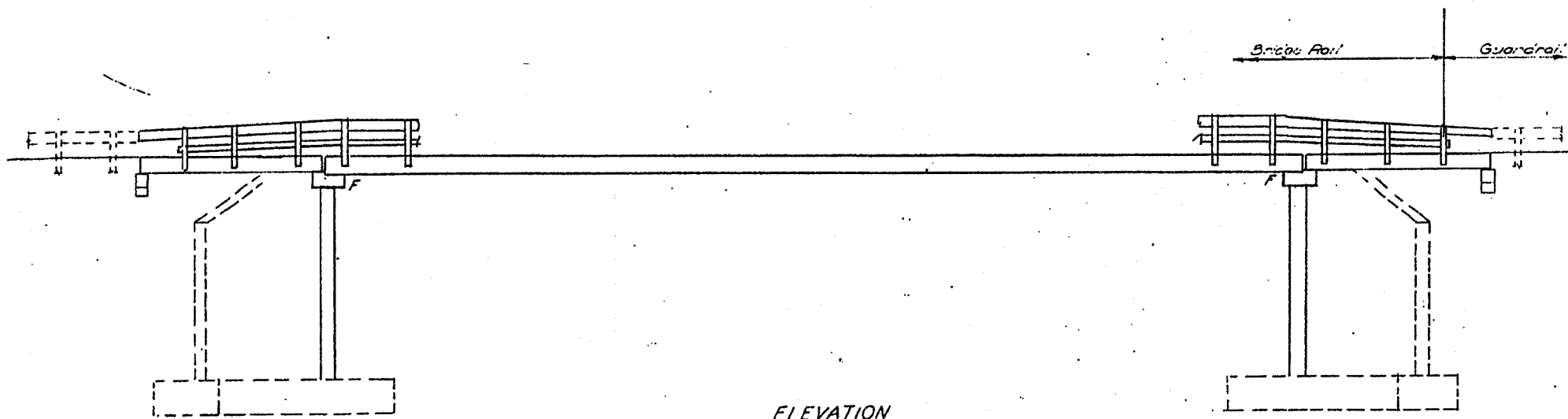


Built as SBI-RT.3 Sec. II B Year Built 1724 Sta. 177+12  
 Existing Structure: RC Through Girder, 24'-3" wide, 49'-5" long  
 Temporary Bridge required ft. long ft. wide HS 15 loading  
 Remove exist. Superstructure, No Salvage

STATE OF ILLINOIS  
 DEPARTMENT OF PUBLIC WORKS & BUILDINGS  
 DIVISION OF HIGHWAYS

NOTE NO.  
 3  
 P.A.  
 FEB. 1970



**GENERAL NOTES**

All reinforcement bars shall be lapped 24 diameters unless otherwise shown.

It shall be the responsibility of the Contractor to verify all dimensions and conditions existing in the field prior to construction and ordering of materials.

An alternate strand pattern using Extra High Strength Prestressing strand (270 ksi) is permitted.

Expansion bolts shall consist of self drilling expansion shields and 3/4" hooked bolts. Hooked bolts shall extend a minimum of 12" into new concrete except as otherwise shown.

Any excavation shall be incidental to Bridge Contract.

Shoulder transition to wingwall shall be shaped with broken concrete.

Cost Incidental.

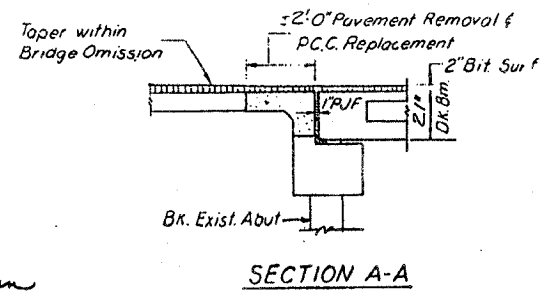
Limits of Cool Tar Interlayer Protective Coat shall be back to back of abutments and out to out of deck.

**TOTAL BILL OF MATERIAL**

Item	Unit	Super	Sub.	Total
Portland Cement Concrete Pavement (10")	Sq. Yds.	33		33
Pavement Fabric	Sq. Yds.	33		33
Concrete Removal	Cu. Yds.		14	14
Expansion Bolts (3/4")	Each	48	56	104
Class X Concrete	Cu. Yds.	1.9	23.8	25.7
Precast Concrete Bridge Slab	Sq. Ft.	297		297
Precast Prestressed Concrete Deck Beams (2")	Sq. Ft.	1556		1556
Steel Railing, Type W	Lin. Ft.	163		163
Reinforcement Bars	Lbs.		4,130	4,130
Pavement Removal & P.C.C. Replacement, Type 2 (10")	Sq. Yds.	9		9
Removal of Existing Superstructures	Each	1		1
Cool Tar Interlayer Protective Coat	Sq. Yds.	173		173
Temporary Bridge Complete	Each			1

DESIGNED Simon Votaw  
 CHECKED James Pence  
 DRAWN Simon Votaw  
 CHECKED JP

FEBRUARY 26 1970  
 EXAMINED  
 PASSED W.E. Baumann  
 APPROVED Richard L. Holtemann  
 DIVISION OF HIGHWAYS



**DESIGN STRESSES**

FIELD UNITS      PRECAST PRESTR. UNITS

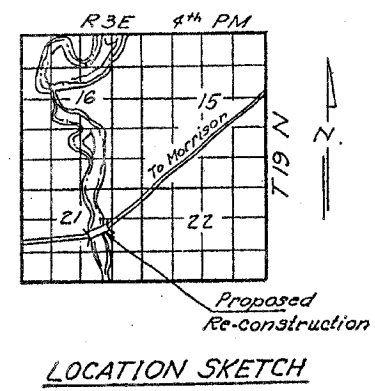
$f_c = 1400$  psi. (super)       $f_c = 5000$  psi.

$f_c = 1000$  psi. (sub)       $f_{ci} = 4000$  psi.

$f_s = 20,000$  psi. (reinf.)       $f_s = 248,000$  psi.

$v_c = 75$  psi. (footing)       $f_{ai} = 173,600$  psi.

$n = 10$



GENERAL PLAN & ELEVATION  
 S.B.I. RT.3 OVER MEREDOSIA SLOUGH  
 S.B.I. RT.3 SEC. II BR  
 WHITESIDE COUNTY  
 STA. 177+12