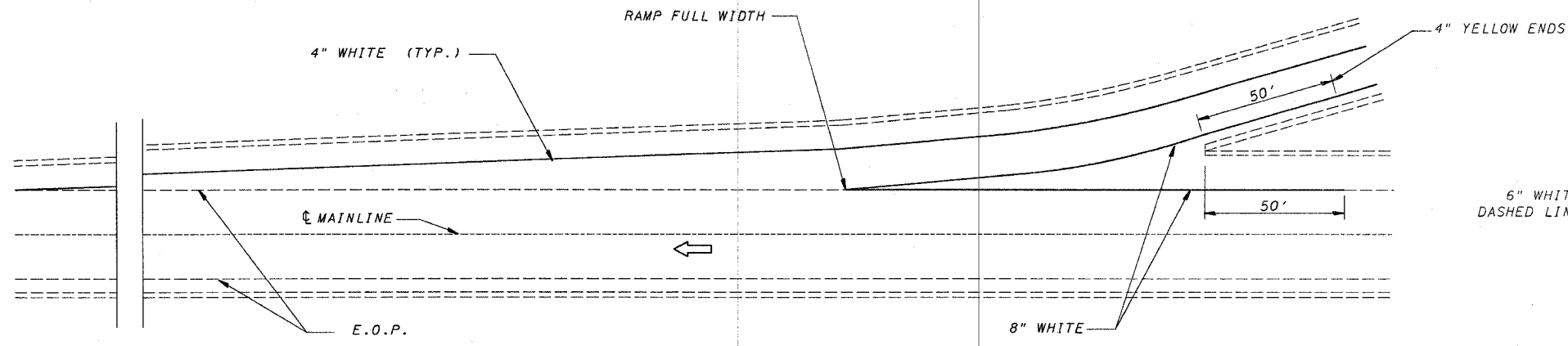
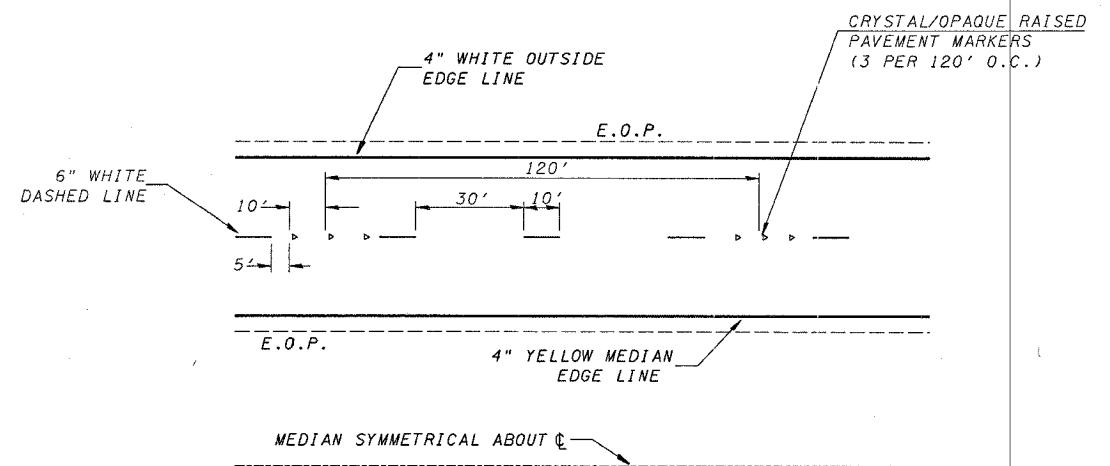


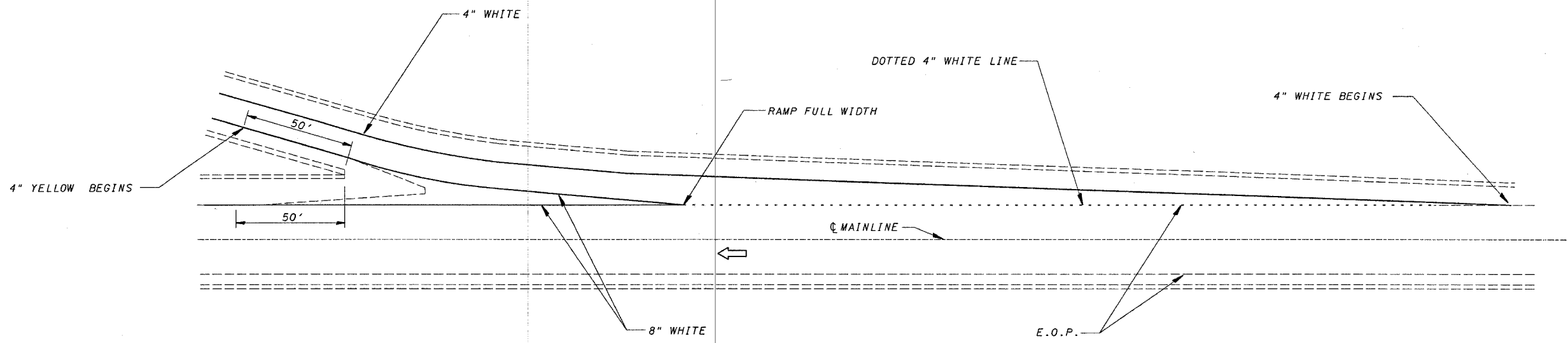
F.A. RTE.	SECTION	COUNTY	TOTAL SHEETS	SHEET NO.
39	(50-4B)BR	LASALLE	365	22
STA.		TO STA.		
FED. ROAD DIST. NO.		ILLINOIS	FED. AID	PROJECT



TYPICAL PAVEMENT MARKING FOR ENTRANCE RAMP TERMINALS



TYPICAL PAVEMENT MARKINGS



TYPICAL PAVEMENT MARKINGS FOR EXIT RAMP TERMINALS

PLOT DATE = 9/1/2006
 FILE NAME = #FILEL*
 PLOT SCALE = #SCALE*
 USER NAME = #USER*

REVISIONS	
NAME	DATE

ILLINOIS DEPARTMENT OF TRANSPORTATION

RAMP PAVEMENT MARKING

SCALE: VERT. _____
 HORIZ. _____
 DATE _____

DRAWN BY _____
 CHECKED BY _____