

STATE OF ILLINOIS
DEPARTMENT OF TRANSPORTATION

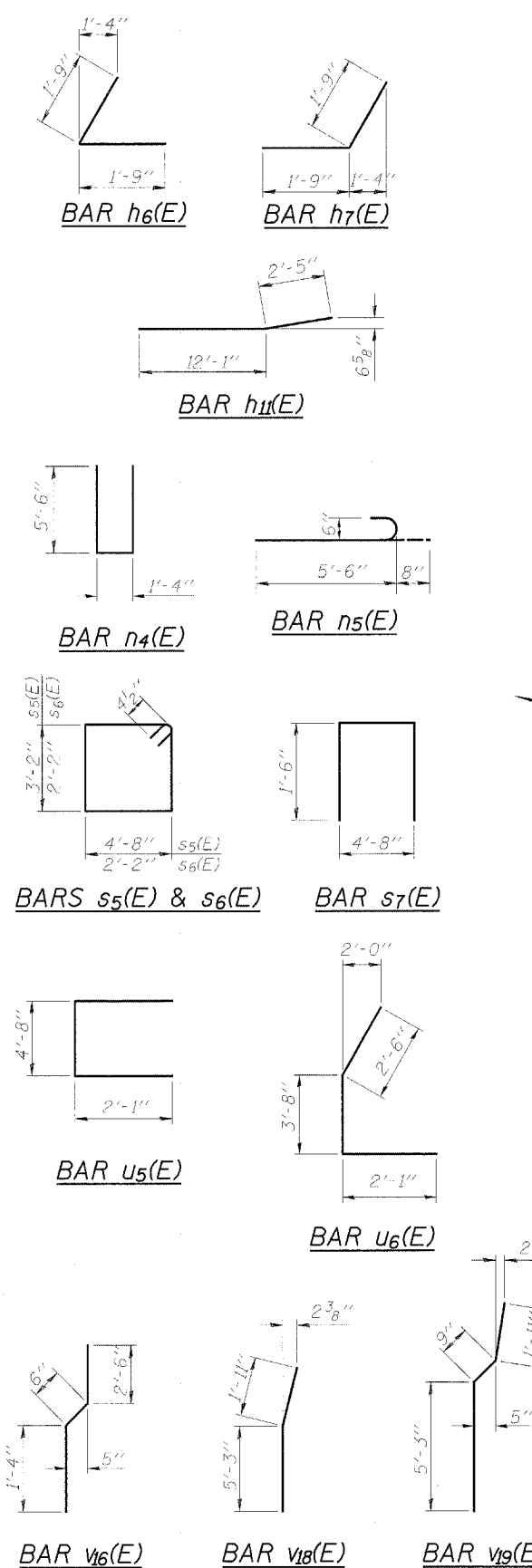
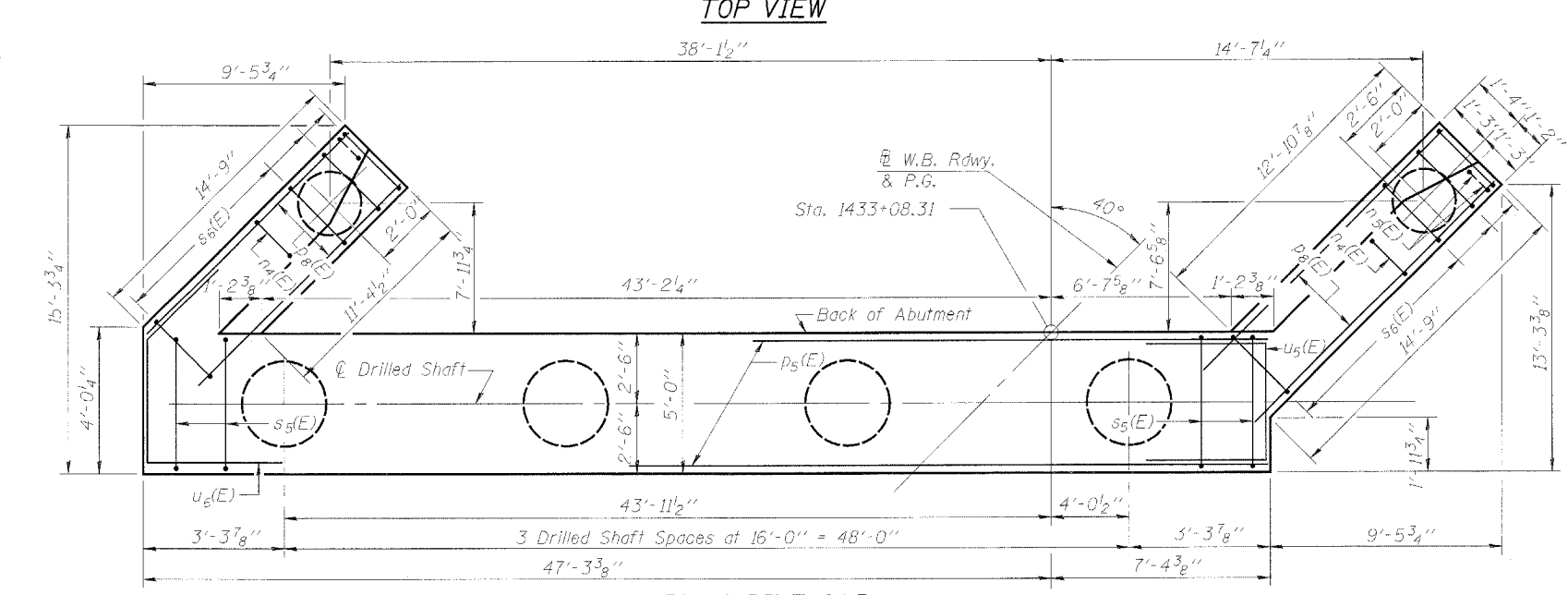
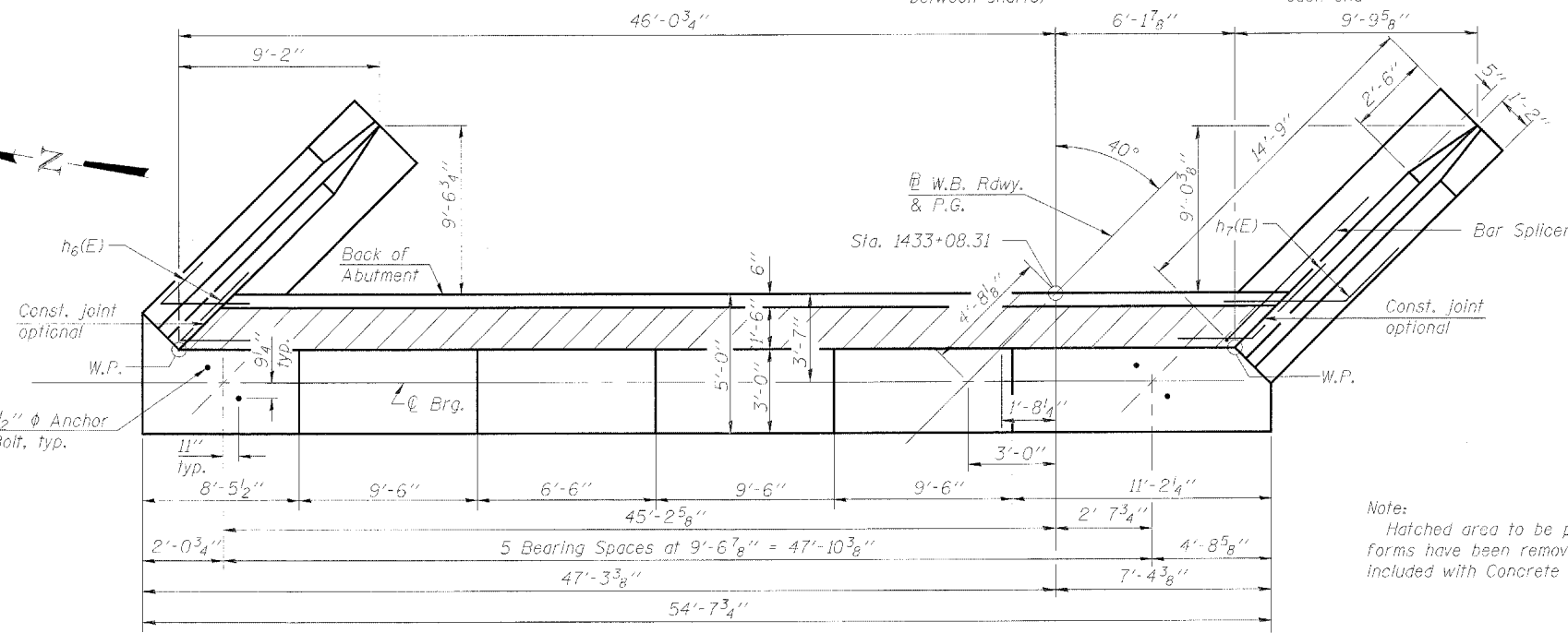
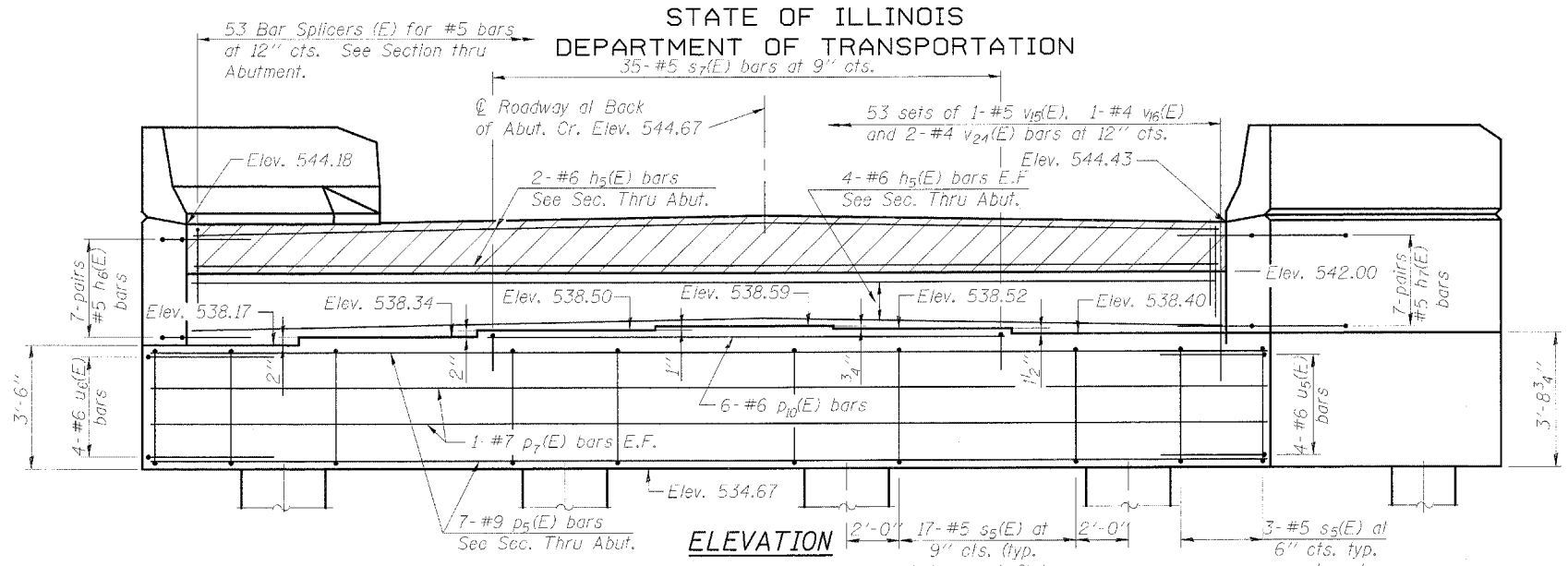
| | | | | | |
|-----------------------|---------------|------------------|-------|-----------|---------------------------|
| ROUTE NO. | SECTION | COUNTY | LENG. | SHEET NO. | SHEET NO. 24 36 SHEETS |
| F.A.P. 315 | 34-6, 55-1 | HANCOCK | 433 | 222 | |
| FED. ROAD DIST. NO. 7 | LANSING | FED. AID PROJECT | | | |

Contract #68206

ABUTMENT
BILL OF MATERIAL

| Bar | No. | Size | Length | Shape |
|----------------------------------|-----|---------|--------|-------|
| h ₆ (E) | 12 | #6 | 52'-0" | — |
| h ₆ (E) | 14 | #5 | 3'-6" | └ |
| h ₇ (E) | 14 | #5 | 3'-6" | └ |
| h ₁₀ (E) | 24 | #4 | 14'-5" | — |
| h ₁₁ (E) | 16 | #4 | 14'-6" | — |
| n ₂ (E) | 88 | #10 | 7'-0" | — |
| n ₃ (E) | 12 | #8 | 5'-0" | — |
| n ₄ (E) | 26 | #6 | 12'-4" | — |
| n ₅ (E) | 12 | #6 | 6'-2" | — |
| p ₅ (E) | 14 | #9 | 54'-4" | — |
| p ₇ (E) | 4 | #7 | 54'-4" | — |
| p ₈ (E) | 12 | #7 | 14'-6" | — |
| p ₉ (E) | 6 | #6 | 25'-3" | — |
| s ₅ (E) | 57 | #5 | 16'-5" | └ |
| s ₆ (E) | 30 | #4 | 9'-5" | └ |
| s ₇ (E) | 35 | #5 | 7'-8" | └ |
| * s _{D14} | 2 | #4 | 40'-8" | |
| * s _{D15} | 4 | #4 | 49'-8" | |
| u ₅ (E) | 4 | #6 | 8'-10" | └ |
| u ₆ (E) | 4 | #6 | 8'-3" | └ |
| v ₁₅ (E) | 53 | #5 | 3'-2" | — |
| v ₁₆ (E) | 53 | #4 | 4'-4" | — |
| v ₁₇ (E) | 30 | #6 | 8'-2" | — |
| v ₁₈ (E) | 6 | #6 | 7'-2" | — |
| v ₁₉ (E) | 26 | #6 | 7'-11" | — |
| v ₂₄ (E) | 106 | #4 | 5'-6" | — |
| v ₂₅ | 88 | #11 | 49'-4" | — |
| v ₂₆ | 12 | #8 | 40'-4" | — |
| Structure Excavation | | Cu. Yd. | 107 | |
| Drilled Shaft in Soil | | Foot | 143 | |
| Drilled Shaft in Rock | | Foot | 56 | |
| Drilled Shaft in Soil | | Foot | 72 | |
| Drilled Shaft in Rock | | Foot | 10 | |
| Concrete Structures | | Cu. Yd. | 79.2 | |
| Reinforcement Bars, Epoxy Coated | | Pound | 11450 | |
| Reinforcement Bars | | Pound | 27070 | |
| Bar Splicer (E) | | Each | 53 | |

Reinforcement Bars designated (E) shall be epoxy coated.
For details of Bar Splicers, see sheet 31 of 36.
Space reinforcement to miss anchor bolts.
* Length is height of spiral.
Cast steps monolithically with cap.



| | |
|----------|-----|
| DESIGNED | KLH |
| CHECKED | EML |
| DRAWN | JGC |
| CHECKED | KLH |

HORNER & SHIFRIN, INC.
ENGINEERS ■ ARCHITECTS ■ PLANNERS

EAST ABUTMENT DETAILS - W.B. STRUCTURE
ILLINOIS ROUTE 336 OVER
EAST FORK OF THE LAMOINE RIVER
F.A.P. ROUTE 315 - SECTION 34-6, 55-1
HANCOCK COUNTY; STA. 1432+02.61
STRUCTURE NO. 034-0511 (E.B.)
STRUCTURE NO. 034-0512 (W.B.)