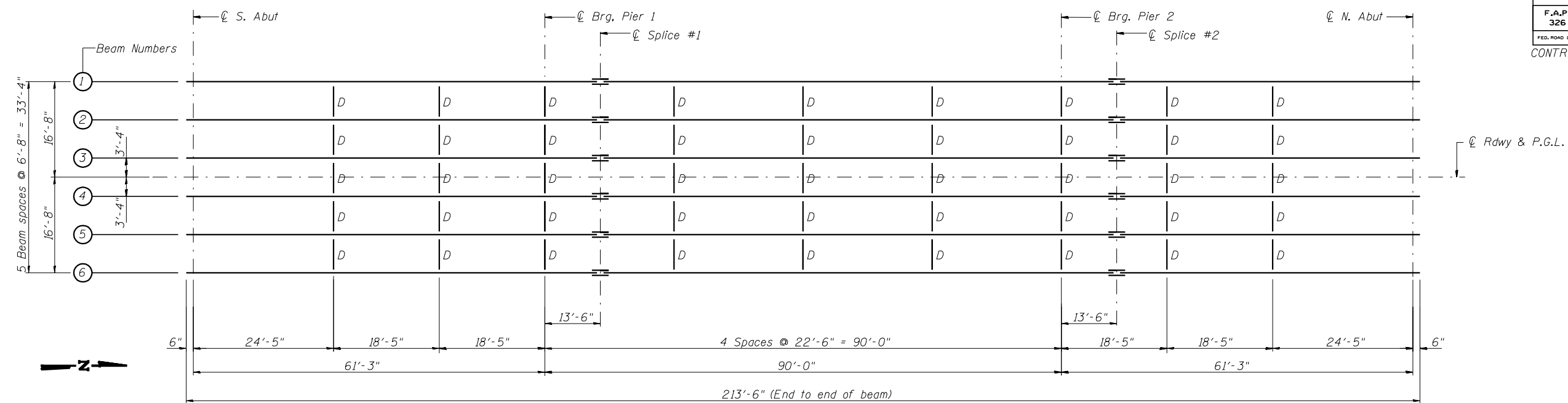
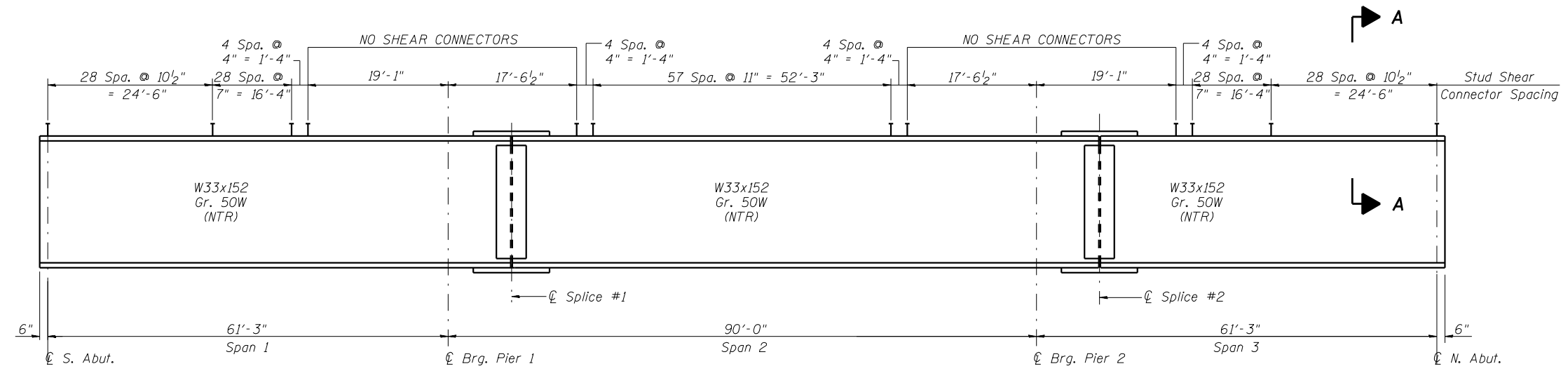


1. N.T.R. designates members subject to the supplemental requirements for notch toughness (Zone 2).



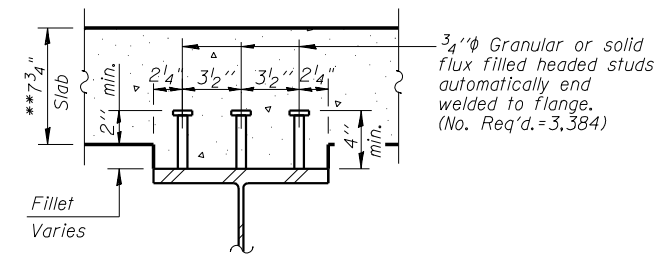
FRAMING PLAN



BEAM ELEVATION

TOP OF BEAM ELEVATIONS-BEFORE DEFLECTION
(For Fabrication use only)

LOCATION	BEAM 1	BEAM 2	BEAM 3	BEAM 4	BEAM 5	BEAM 6
℄ Brg. S. Abut.	722.14	722.27	722.38	722.38	722.27	722.14
℄ Brg. Pier 1	722.42	722.42	722.65	722.65	722.54	722.42
℄ Splice #1	722.48	722.60	722.71	722.71	722.60	722.48
℄ Brg. Pier 2	722.40	722.52	722.63	722.63	722.52	722.40
℄ Splice #2	722.39	722.52	722.62	722.62	722.52	722.39
℄ Brg. N. Abut.	722.24	722.37	722.47	722.47	722.37	722.24



SECTION A-A

**Prior to grinding.

FRAMING PLAN AND DETAILS

IL. ROUTE 47
OVER SANGAMON RIVER
F.A.P. ROUTE 326 SEC. (129BR-3) BR
CHAMPAIGN COUNTY
STATION 746+65.00
STRUCTURE NO. 010-0281

CHAMPAIGN, ILLINOIS
CHICAGO, ILLINOIS
EVANSVILLE, INDIANA
INDIANAPOLIS, INDIANA
KENOSHA, WISCONSIN
SPRING GREEN, WISCONSIN

REVISIONS		DATE	
NAME			

DESIGNED BY: SMM	PROJECT NO: 102287
DRAWN BY: MEW	DATE: 5/05
CHECKED BY: MM	
APPROVED BY: SMM	
ACTIVITY: INITIALS	