F.A.P. RTE.	SECTION	COUNTY	TOTAL SHEETS	SHEET NO.
805	122VBR-1	ST. CLAIR	58	35
STA. N/A		TO STA. N/A		
FED. ROAD DIST. NO. 7	ILLINOIS	FED. AID PROJECT		

Contract #76558 SHEET 10 OF 26

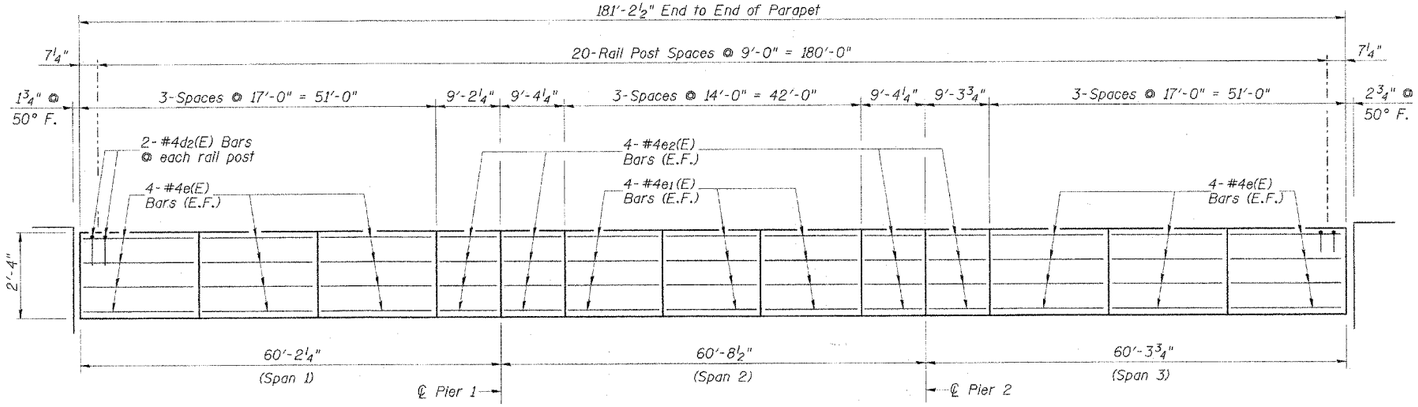

INSIDE ELEVATION AT PARAPET

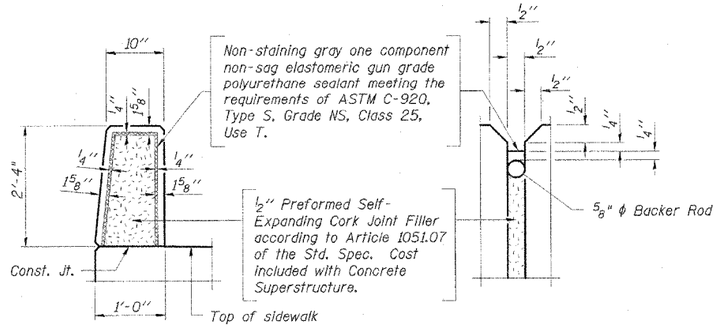

PARAPET JOINT DETAILS

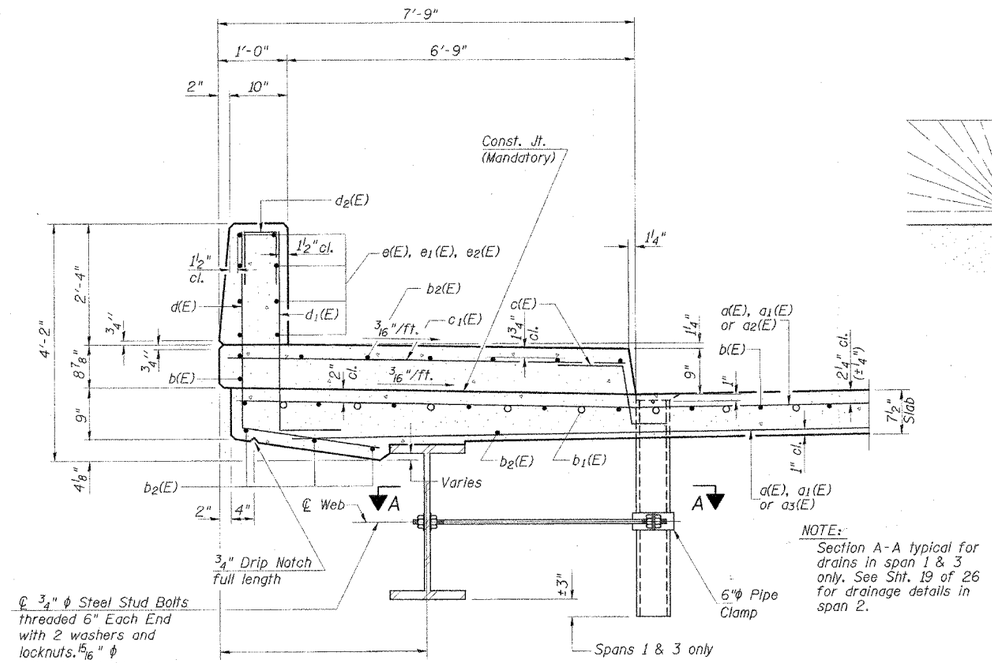

NOTE:
Section A-A typical for drains in span 1 & 3 only. See Sht. 19 of 26 for drainage details in span 2.

SECTION THRU SIDEWALK

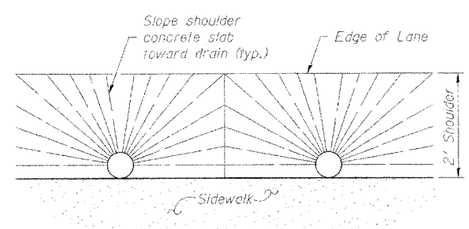

FLOOR DRAIN DETAIL

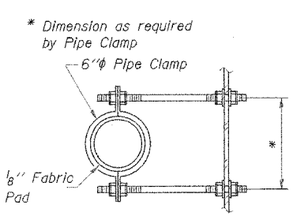

SECTION A-A

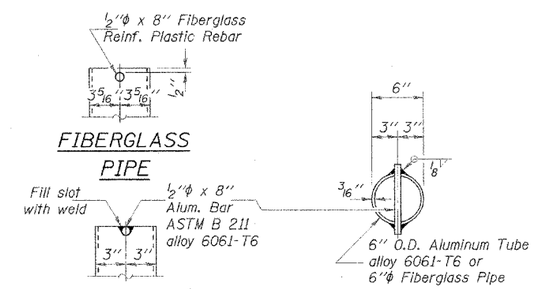

FIBERGLASS PIPE

ALUMINUM TUBE

TOP PLAN
(Showing Aluminum Tube)

NOTES:

1. Reinforcement bars designated (E) shall be epoxy coated.
2. Floor drains need not be painted.
3. Fiberglass pipe shall conform to ASTM D 2996, with short-time rupture strength hoop tensile stress of 30,000 p.s.i. minimum.
4. Dimensions are based on a PJS joint. If the Contractor elects to use the alternate strip seal, the dimensions may require adjustments as described on Sheet 13 of 26.

REVISIONS	
NAME	DATE

CMT
CRAWFORD MURPHY & TILLY, INC.
CONSULTING ENGINEERS
SPRINGFIELD, IL ■ AURORA, IL ■ ST. LOUIS, MO
ROCKFORD, IL ■ PEORIA, IL ■ CHICAGO, IL

ILLINOIS DEPARTMENT OF TRANSPORTATION
PARAPET DETAILS
F.A.P. ROUTE 805
SECTION 122VBR-1
ST. CLAIR COUNTY
ILLINOIS ROUTE 161 OVER METRO-LINK
STATION 69+96.56 S.N. 082-0091
SCALE: NONE DRAWN BY: GLD
DATE: 7/03/06 CHECKED BY: GBR

L:\DOT\040660\WorkOrder_5\DRAW\Sheets\REVISED DGN'S STAGING CHANGE\PARAPET DETAILS.DGN
6/30/2006