

**BILL OF MATERIAL**

Bar	No.	Size	Length	Shape
h107(E)	18	#15	7.67 m	—
h108(E)	42	#15	8.64 m	—
h109(E)	12	#15	8.25 m	—
h110(E)	12	#15	7.45 m	—
u10(E)	229	#15	1.45 m	□
v103(E)	54	#15	1.25 m	—
v104(E)	54	#15	1.61 m	—
v105(E)	54	#15	2.01 m	—
v106(E)	56	#15	2.55 m	—
Concrete Structures	Cu. M		39.7	
Reinforcement Bars, Epoxy Coated	kg		2,250	
Structure Excavation	Cu. M		12.0	
Permanent Steel Sheet Piling	Sq. M		306	
Pipe Handrail	Meter		64	

**\*NOTE:**

For horizontal curve and alignment information, see Plan & Profile drawings.

**NOTES:**

Cut h(E) and v(E) bars as necessary in field to fit.

Minimum lap for #15 bar - 640 mm

All exposed edges of concrete shall have a 20 mm chamfer unless shown otherwise.

For minimum effective section modulus properties for sheet piling sections, refer to special provision for Permanent Steel Sheet Piling.

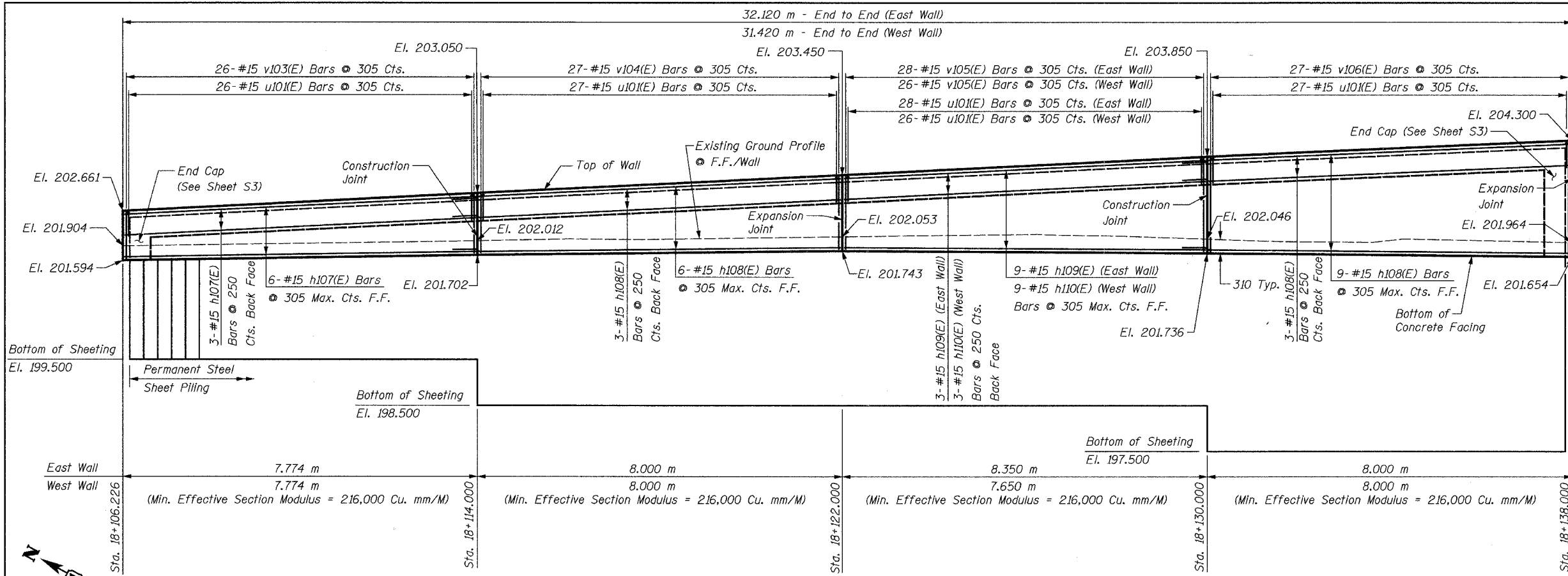
Work this sheet with Sheet S3.

Bars designated (E) shall be epoxy coated.

All dimensions are in millimeters (mm) except as noted.

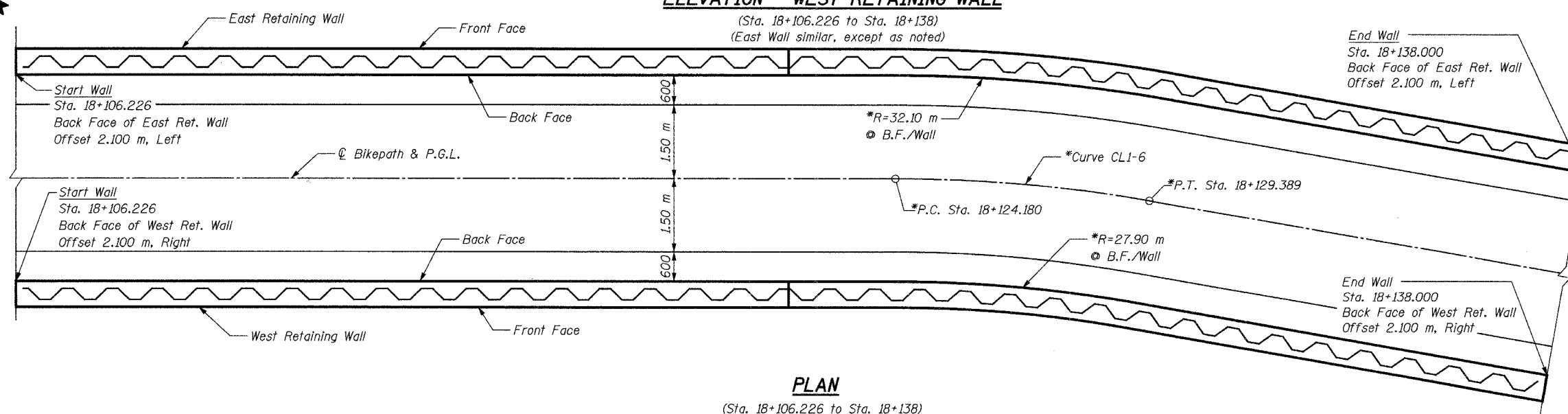
For Typical Section thru Wall, see Sheet S3.

SHEET S2 of S33



**ELEVATION - WEST RETAINING WALL**

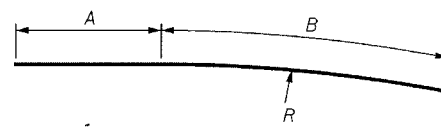
(Sta. 18+106.226 to Sta. 18+138)  
 (East Wall similar, except as noted)



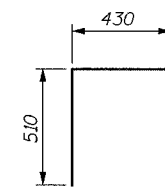
**PLAN**

(Sta. 18+106.226 to Sta. 18+138)  
 (Reinforcement Omitted for Clarity)

Bar	A	B	R
h109(E)	2.13 m	6.12 m	32.6 m
h110(E)	2.13 m	5.32 m	27.4 m



**BARS h109(E) & h110(E)**



**BAR u10(E)**

REVISIONS		NAME	DATE
NO.	DESCRIPTION		

**URS**

1701 GOLF ROAD, SUITE 1000  
 ROLLING MEADOWS, IL 60008

TEL (847) 228-0707  
 FAX (847) 228-1115

VILLAGE OF OAKBROOK  
**SALT CREEK GREENWAY TRAIL  
 RET. WALL, STA. 18+106.226  
 PLAN & ELEVATION**

DATE: 06/30/05  
 DESIGNED BY: MDS

DRAWN BY: MDS  
 CHECKED BY: GAT