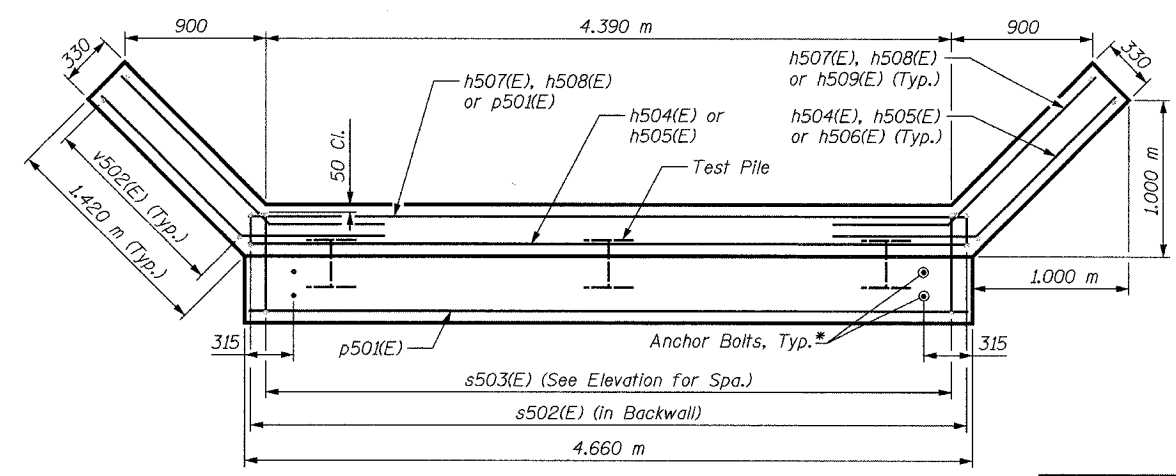


BILL OF MATERIAL

Bar	No.	Size	Length	Shape
h504(E)	1	#15	7.85 m	
h505(E)	3	#15	7.26 m	
h506(E)	14	#15	2.23 m	
h507(E)	1	#15	7.28 m	
h508(E)	3	#15	6.97 m	
h509(E)	14	#15	2.16 m	
p501(E)	18	#15	4.56 m	
s502(E)	16	#15	3.91 m	
s503(E)	16	#15	4.80 m	
v502(E)	12	#15	4.64 m	
Concrete Structures			Cu. M	10.2
Reinforcement Bars, Epoxy Coated			kg	630
Furnishing Steel Piles			Meter	
HP310x79				34
Driving Steel Piles			Meter	34
Test Pile Steel HP310x79			Each	1
Metal Shoes			Each	2
Structure Excavation			Cu. M	12

ELEVATION



PILE DATA:

Typ. HP310x79
Capacity: Driven to Refusal
Est Length: 17 m
No. Required: 2 + 1 Test Pile

(Test Pile shall be a permanent pile driven at the East Abutment)

SECTION A-A

*Anchor bolt size and locations shall be checked against the Bridge Fabricator's requirements prior to setting them.

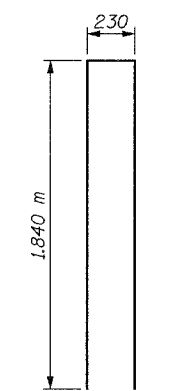
PLAN

Bar	A	B	L
h506(E)	0.940 m	0.940 m	0.900 m
h509(E)	0.890 m	0.890 m	0.900 m

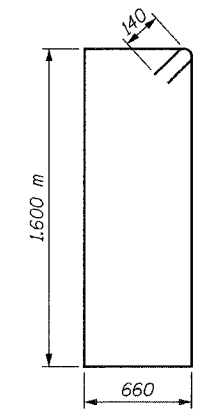
BAR h506(E) & h509(E)

Bar	A	B	L
h504(E)	1.150 m	1.150 m	4.600 m
h505(E)	0.940 m	0.940 m	4.600 m
h507(E)	1.000 m	1.000 m	4.450 m
h508(E)	0.890 m	0.890 m	4.450 m

BARS h504(E), h505(E), h507(E) & h508(E)



BAR s502(E)



BAR s503(E)

NOTES:

- Space reinforcement in cap to miss anchor bolts.
- All edges shall have standard 20 mm chamfers except as noted.
- For Anchor Bolt Details, see Sheet S32.
- There shall be no splicing of longitudinal bars. Bars shall be ordered full length.
- Bars designated (E) shall be epoxy coated.

SHEET S31 of S33

REVISIONS		NAME	DATE

URS 1701 GOLF ROAD, SUITE 1000 TEL (847) 228-0707
ROLLING MEADOWS, IL 60008 FAX (847) 228-1115

VILLAGE OF OAKBROOK
SALT CREEK GREENWAY TRAIL
PEDESTRIAN BRIDGE, STA. 23+508.08
EAST ABUTMENT DETAILS

DATE: 06/30/05
DESIGNED BY: MDS
DRAWN BY: MDS
CHECKED BY: GAT