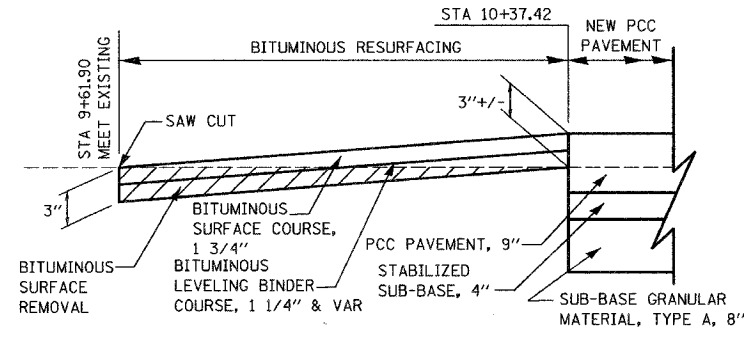
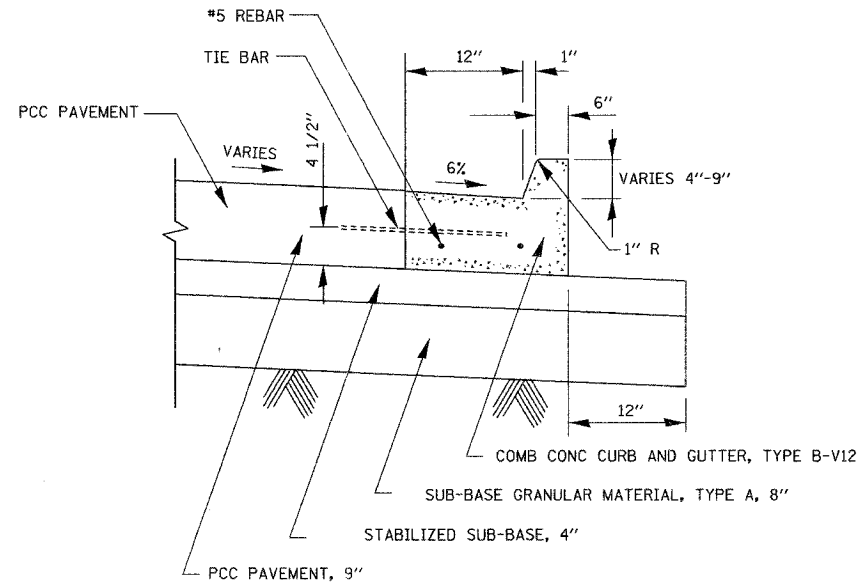


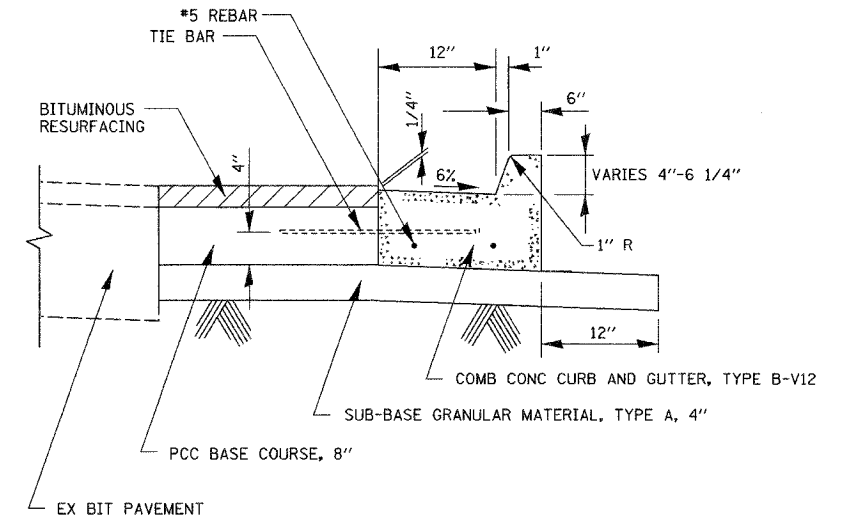
F.A.U. RTE.	SECTION	COUNTY	TOTAL SHEETS	SHEET NO.
1441	00-00059-00-BR	KANE	154	16
STA.		TO STA.		
FED. ROAD DIST. NO.		ILLINOIS FED. AID PROJECT		



**DETAIL A**  
BITUMINOUS REMOVAL AND RESURFACING



ADJACENT TO PCC PAVEMENT



ADJACENT TO PCC BASE COURSE  
AND BITUMINOUS RESURFACING

**COMB CONC CURB AND GUTTER, TYPE B-V12 DETAIL**

NOTES:

1. THE BOTTOM SLOPE OF THE COMB CONC CURB AND GUTTER CONSTRUCTED ADJACENT TO THE NEW PAVEMENT SHALL BE THE SAME SLOPE AS THE SUB-BASE.
2. THE LONGITUDINAL JOINT TIE BARS SHALL BE NO. 6 AT 24" CENTERS IN ACCORDANCE WITH DETAILS FOR LONGITUDINAL CONSTRUCTION JOINT SHOWN ON STANDARD 420001.
3. 2 - NO. 5 REBARS CONTINUOUS AND 2 - 3/4" DOWEL BARS WITH GREASE CAPS AT EACH EXPANSION JOINT. PLACE 3/4" EXPANSION JOINTS AT 100' INTERVALS, 5' - 10' EITHER SIDE OF STRUCTURES, P.C.'S, AND RADIUS POINTS. SAW CONTRACTION JOINTS EVERY 10' BETWEEN EXPANSIONS TO THE DEPTH OF 3" WITHIN 24 HOURS OF PLACEMENT.

PLOT DATE: 7/28/2006  
FILE NAME: T:\2008\07\16\2008\07\16\072806.dgn  
PLOT SCALE: #SCALE#  
USER NAME: #USER#

REVISIONS	
NAME	DATE

ILLINOIS DEPARTMENT OF TRANSPORTATION  
WILSON STREET  
PAVEMENT DETAILS

SCALE: NTS  
DATE: 07/28/2006

DRAWN BY: RVM  
CHECKED BY: AKK