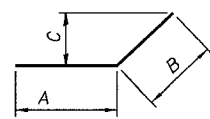


STATE OF ILLINOIS  
DEPARTMENT OF TRANSPORTATION

ROUTE NO.	SECTION	COUNTY	TOTAL SHEETS	SHEET NO.
FAU 1441	00-00059-00-BR	KANE	154	107
FED. ROAD DIST. NO. 7		ILLINOIS	FED. AID PROJECT	

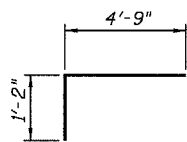
SHEET NO. S36  
of S52 SHEETS

Contract # 83869

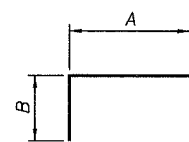


BAR b351(E) and b353(E)

Bar	A	B	C
b351(E)	1'-8"	2'-9"	1'-5 <sup>3</sup> / <sub>8</sub> "
b353(E)	1'-8"	1'-7"	1'-3 <sup>5</sup> / <sub>8</sub> "

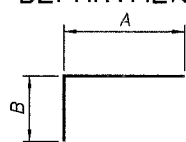


BAR b352(E)



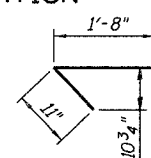
BAR d350(E) and d351(E)

Bar	A	B
d350(E)	3'-7"	1'-8"
d351(E)	4'-1"	2'-2"

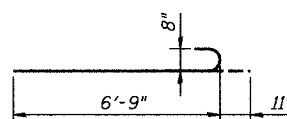


BAR h357(E) and h369(E)

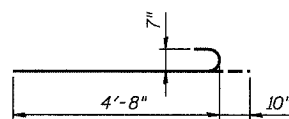
Bar	A	B
h357(E)	3'-3"	3'-2"
h369(E)	4'-2"	2'-2"



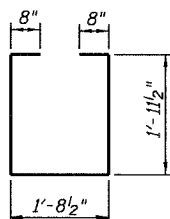
BAR b354(E)



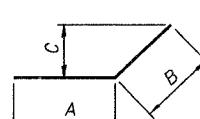
BAR n350(E)



BAR n351(E)

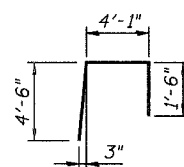


BAR s350(E)

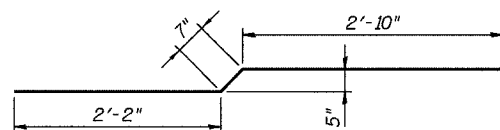


BAR v350(E) and v353(E)

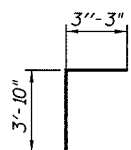
Bar	A	B	C
v350(E)	7'-8"	4'-6"	0'-3"
v353(E)	2'-3"	3'-9"	1'-7 <sup>1</sup> / <sub>8</sub> "



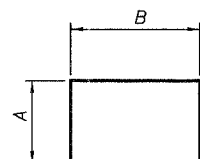
BAR v352(E)



BAR v356(E)

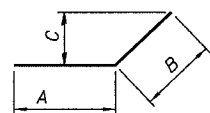


BAR v375(E)



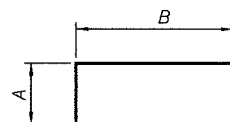
BAR v362(E), v363(E), v369(E),  
v373(E) and v374(E)

Bar	A	B
v362(E)	2'-11"	2'-3"
v363(E)	5'-3"	1'-8"
v369(E)	8'-4"	1'-3"
v374(E)	8'-4"	1'-8"



BAR w353(E), w356(E) and w358(E)

Bar	A	B	C
w353(E)	6'-0"	6'-4"	5'-6 <sup>1</sup> / <sub>4</sub> "
w356(E)	14'-8"	5'-3"	4'-6 <sup>1</sup> / <sub>2</sub> "
w358(E)	11'-2"	5'-3"	4'-6 <sup>3</sup> / <sub>4</sub> "



BAR w355(E), w357(E) and w359(E)

Bar	A	B
w355(E)	5'-6"	15'-10"
w357(E)	4'-6"	11'-9"
w359(E)	4'-7"	9'-7"

BILL OF MATERIAL

Bar	No.	Size	Length	Shape
a350(E)	48	#4	5'-4"	—
a351(E)	15	#5	5'-4"	—
b350(E)	12	#4	22'-4"	—
b351(E)	12	#4	4'-5"	—
b352(E)	6	#4	5'-11"	L
b353(E)	6	#4	3'-3"	—
b354(E)	126	#4	2'-7"	—
d350(E)	32	#4	5'-3"	L
d351(E)	18	#5	6'-3"	L
h350(E)	31	#5	38'-1"	—
h351(E)	47	#5	36'-6"	—
h353(E)	4	#5	11'-6"	—
h355(E)	16	#8	6'-0"	—
h356(E)	28	#5	7'-6"	—
h357(E)	114	#5	6'-5"	L
h358(E)	10	#5	5'-4"	—
h359(E)	18	#5	11'-6"	—
h360(E)	50	#5	12'-2"	—
h361(E)	26	#5	9'-1"	—
h362(E)	36	#5	6'-6"	—
h363(E)	10	#5	4'-0"	—
h364(E)	10	#5	23'-1"	—
h365(E)	14	#5	25'-1"	—
h366(E)	8	#5	15'-2"	—
h367(E)	6	#5	5'-3"	—
h368(E)	20	#5	5'-4"	—
h369(E)	18	#5	6'-4"	L
h370(E)	8	#5	4'-0"	—
n350(E)	372	#8	7'-8"	—
n351(E)	12	#7	5'-6"	—
s350(E)	18	#4	7'-0"	□
t350(E)	258	#8	8'-2"	—
t351(E)	18	#8	10'-6"	—
t352(E)	4	#5	12'-9"	—
t353(E)	84	#5	12'-4"	—

\* Cut to fit in field

NOTE

1. Work this sheet with Sheet Nos. 102 through 106

BILL OF MATERIAL

Bar	No.	Size	Length	Shape
v350(E)	76	#8	12'-2"	—
v351(E)	140	#8	12'-1"	—
v352(E)	148	#6	10'-1"	—
v353(E)	140	#6	6'-0"	—
v354(E)	148	#5	5'-10"	—
v356(E)	140	#5	5'-7"	—
v357(E)	98	#5	2'-9"	—
v360(E)	25	#8	12'-11"	—
v361(E)	4	#5	2'-0"	—
v362(E)	10	#8	8'-1"	□
v363(E)	10	#5	12'-2"	□
v364(E)	12	#5	8'-9"	□
v365(E)	12	#7	8'-9"	□
v366(E)	38	#8	10'-0"	—
v367(E)	38	#8	12'-7"	—
v368(E)	8	#8	11'-10"	—
v369(E)	13	#8	17'-11"	□
v370(E)	20	#8	6'-1"	—
v371(E)	20	#8	9'-7"	—
v372(E)	6	#8	12'-1"	—
v374(E)	10	#8	18'-4"	—
v375(E)	1	#5	7'-1"	—
w350(E)	34	#8	38'-7"	—
w351(E)	34	#8	30'-9"	—
w352(E)	10	#8	4'-3"	—
w353(E)	13	#6	12'-4"	—
w354(E)	13	#7	6'-8"	—
w355(E)	24	#8	21'-4"	L
w356(E)	24	#8	19'-11"	—
w357(E)	13	#5	16'-3"	L
w358(E)	13	#5	16'-5"	L
w359(E)	13	#5	14'-2"	L
w360(E)	13	#5	9'-7"	—
w361(E)	34	#8	17'-8"	—

Concrete Structures	Cu. Yd.	298.3
Reinforcement Bars, Epoxy Coated	Pound	53260
Pipe Underdrain for Structures 6"	Ln. Ft.	120
Micropiles, 200 Ton (Special)	Each	20
Geocomposite Wall Drain	Sq. Yd.	134
Rock Excavation For Structures	Cu. Yd.	105
Structure Excavation	Cu. Yd.	213
Rustication Finish Type II (Special)	Sq. Ft.	671
Porous Granular Embankment	Cu. Yd.	747
Bridge Seat Sealer	Sq. Ft.	221
Rubbed Finish	Sq. Ft.	562
Rustication Finish Type I (Special)	Sq. Ft.	90

WEST ABUTMENT DETAILS IV  
WILSON ST OVER FOX RIVER  
SECTION 00-00059-00-BR  
KANE COUNTY  
STRUCTURE NO. 045-6051

LOCHNER  
H.W. LOCHNER, INC., CHICAGO, ILLINOIS

DESIGNED - KMS
CHECKED - KSS
DRAWN - KMS
CHECKED - KSS

9/23/2006 5:07:08 PM  
C:\2006\1441\00059\00\BR\S36.DWG