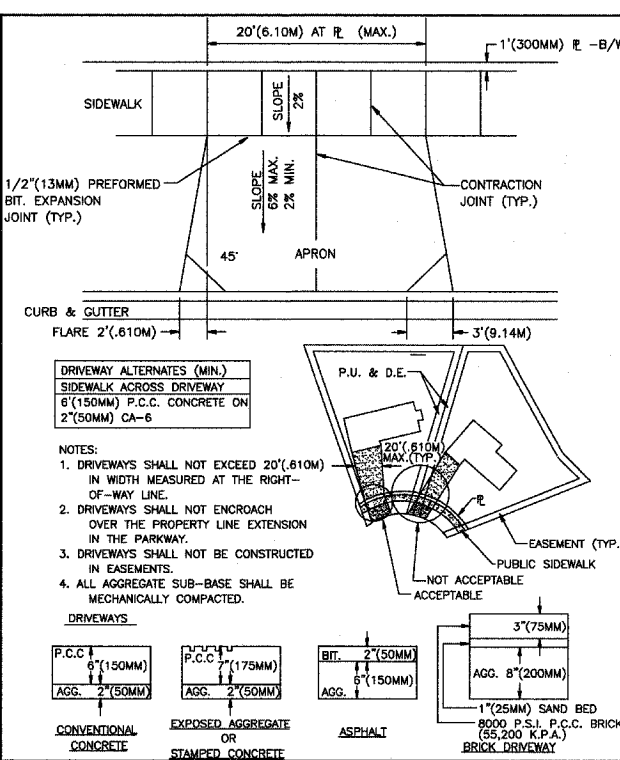
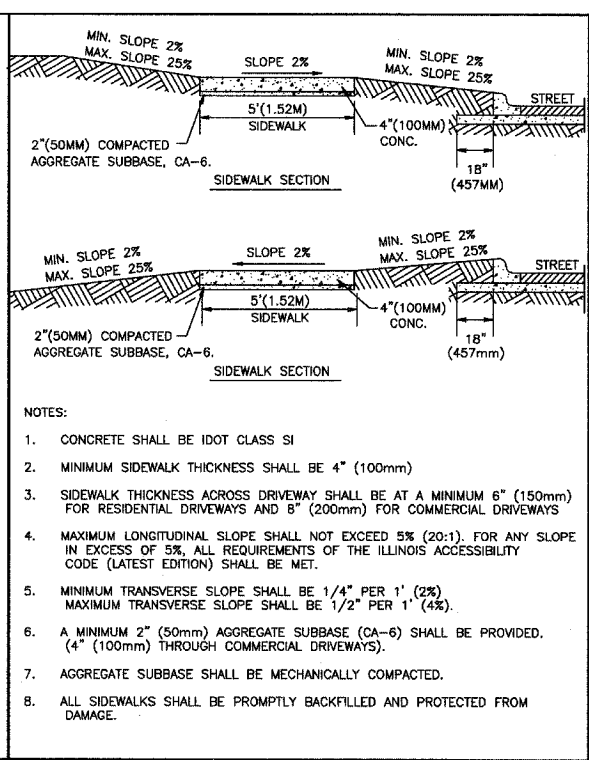
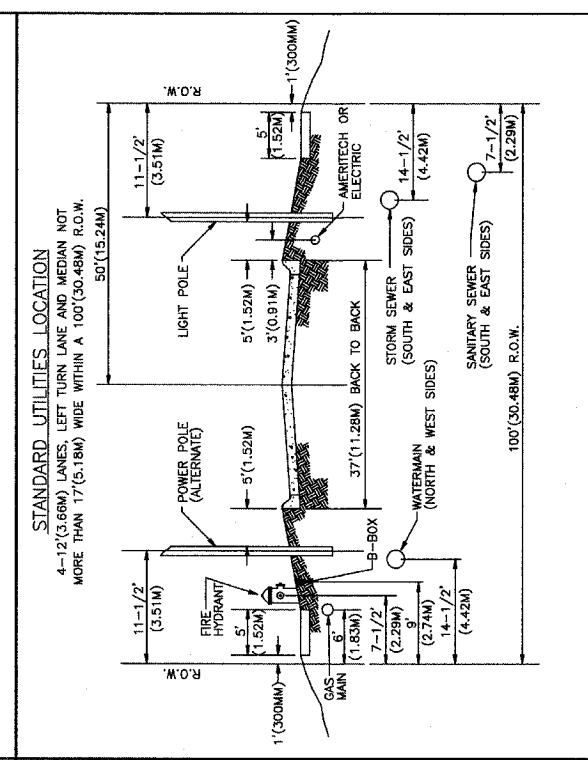
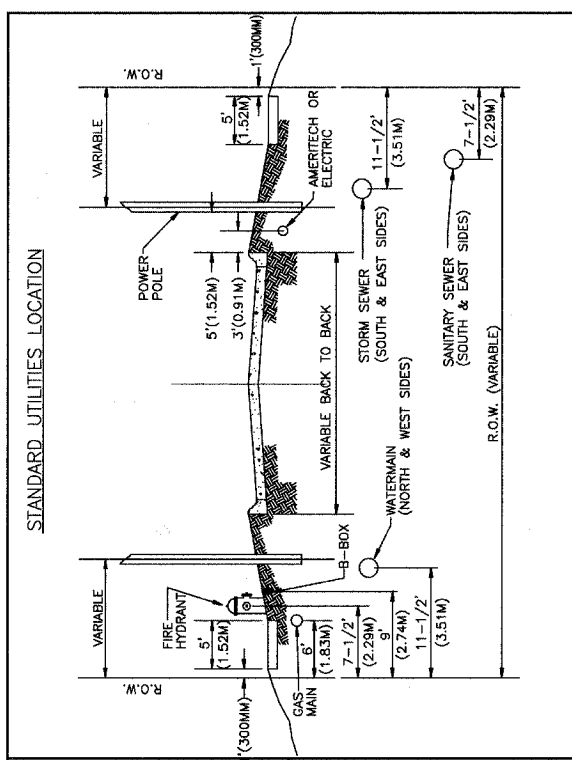


F.A.U. RTE.	SECTION	COUNTY	TOTAL SHEETS	SHEET NO
1545	00-00115-00-BR	DUPAGE	97	78
STA. 1+31.77	TO STA. 5+50.00			
FED. ROAD DIST. NO.	ILLINOIS	FED. AID PROJECT	CONTRACT 83961	

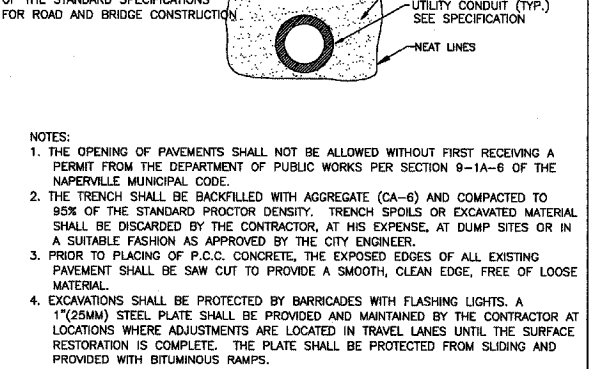
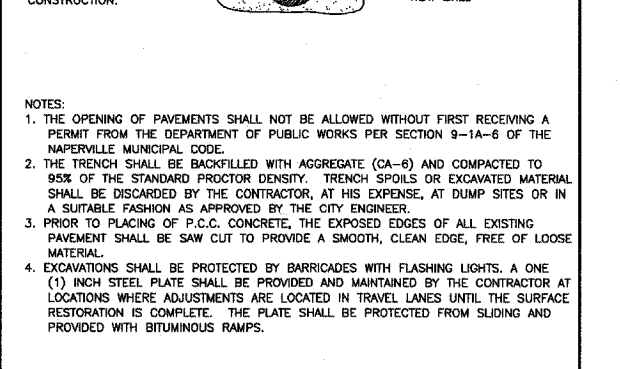
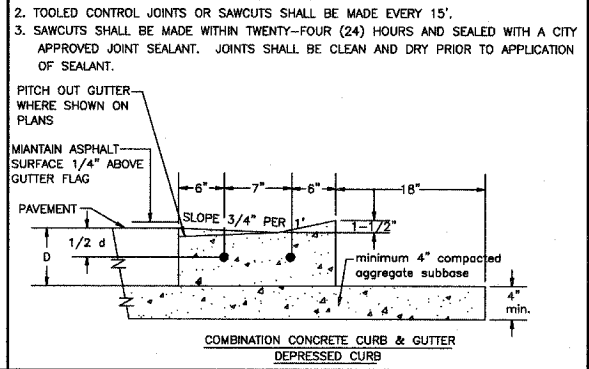
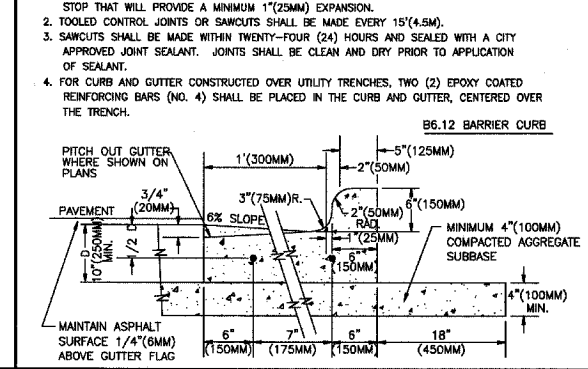
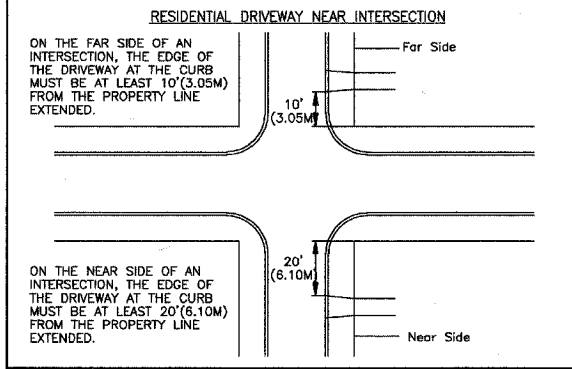
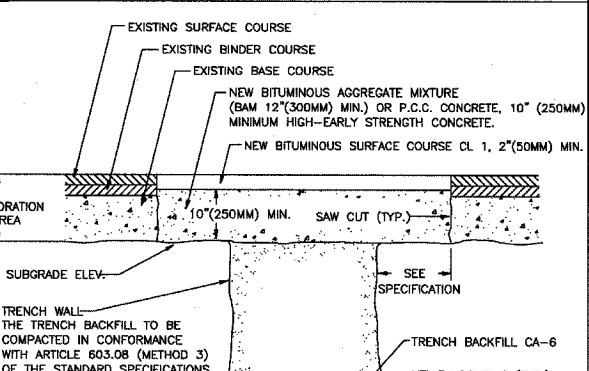
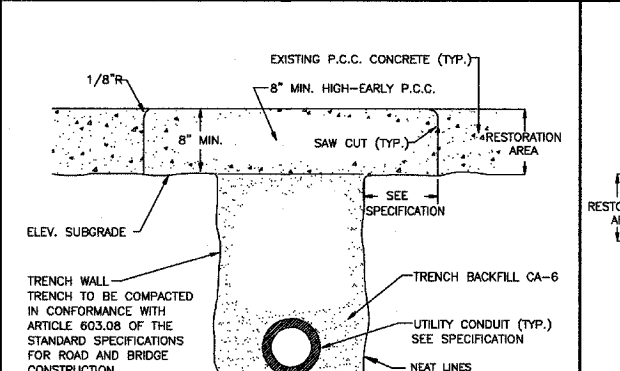
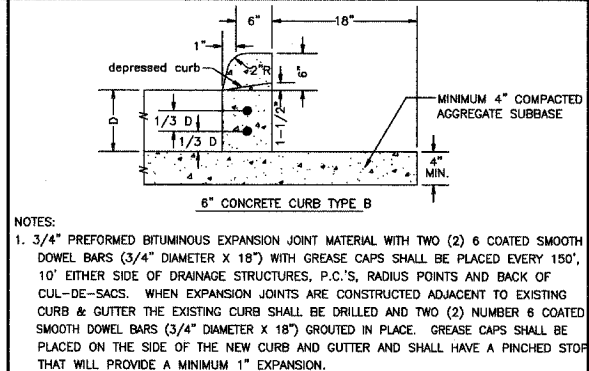
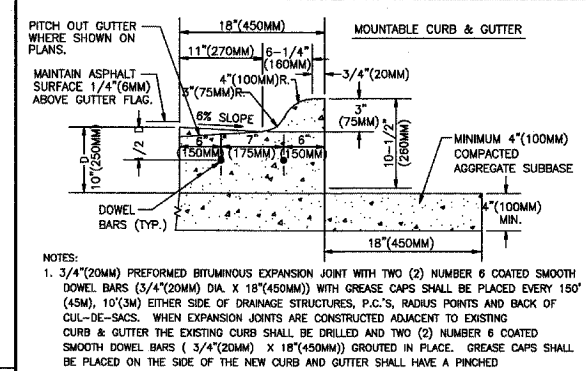
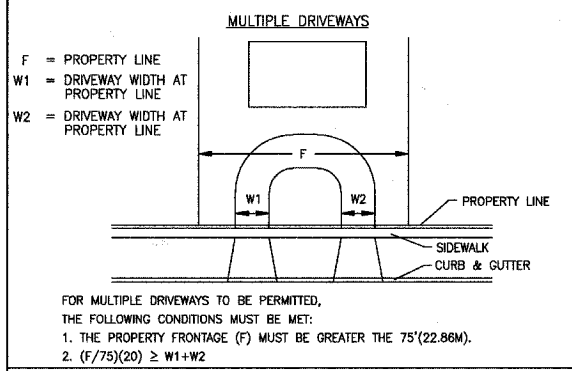


STANDARD UTILITIES LOCATION
CITY OF NAPERVILLE STANDARD DETAIL
Approved By: DATE: 6/21/98 REV: SHEET 1 OF 2 Detail: MISC 1

STANDARD UTILITIES LOCATION
CITY OF NAPERVILLE STANDARD DETAIL
Approved By: DATE: 6/29/98 REV: SHEET 2 OF 2 Detail: MISC 1

SIDEWALK
CITY OF NAPERVILLE STANDARD DETAIL
Approved By: DATE: 6/9/98 REV: SHEET 3 Detail: PMT 3

TYPICAL RESIDENTIAL DRIVEWAY DETAIL
CITY OF NAPERVILLE STANDARD DETAIL
Approved By: DATE: 6/2/98 REV: SHEET 1 OF 2 Detail: PMT 9



TYPICAL RESIDENTIAL DRIVEWAY DETAIL
CITY OF NAPERVILLE STANDARD DETAIL
Approved By: DATE: 6/2/98 REV: SHEET 2 OF 2 Detail: PMT 9

CURB & GUTTER
CITY OF NAPERVILLE STANDARD DETAIL
Approved By: DATE: 6/2/98 REV: SHEET 2 OF 2 Detail: PMT 11

Curb & Gutter
City of Naperville Standard Detail
Scale: N.T.S. Date: 11/13/94 Detail: PMT 12

Utility Trench Paving Section Thru Existing Rigid Pavements
City of Naperville Standard Detail
Scale: N.T.S. Date: 1/13/94 Detail: PMT 14

UTILITY TRENCH PAVING SECTION THROUGH EXISTING FLEXIBLE PAVEMENTS
CITY OF NAPERVILLE STANDARD DETAIL
Approved By: DATE: 6/8/98 REV: SHEET 15 Detail: PMT 15

NOTES:
1) SEE GENERAL SPECIFICATIONS FOR CHANGES TO THE ABOVE SPECIFICATIONS.

CITY OF NAPERVILLE/DEPARTMENT OF PUBLIC UTILITIES - ELECTRIC			
CALL J.U.L.I.E. 48 HRS. PRIOR TO CONSTRUCTION			
PROJECT FILE	IMP NO.	OP FILE JOB	
BAILEY RD. BRIDGE DUCTBANK INSTALLATION		000619800112.DWG	
PROJECT DESCRIPTION	DRAWN BY	PROJECT NO.	
COORDINATED WITH BRIDGE IMPROVEMENT	JK	EU12-06-04	
DATE	WORK REQUEST NO.	OWNER	APPROVED:
05-19-97	58199		
ISSUED	DATE	SCALE	COMPLETED BY:
ENGINEER	DATE	SCALE	SHEET 12 OF 23
NTS			