Notes: Space Reinforcement in cap to miss anchor bolts.
Pour steps monolithically with cap.

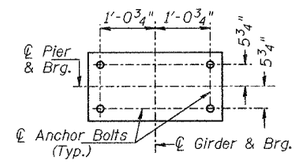

ANCHOR BOLT DETAIL

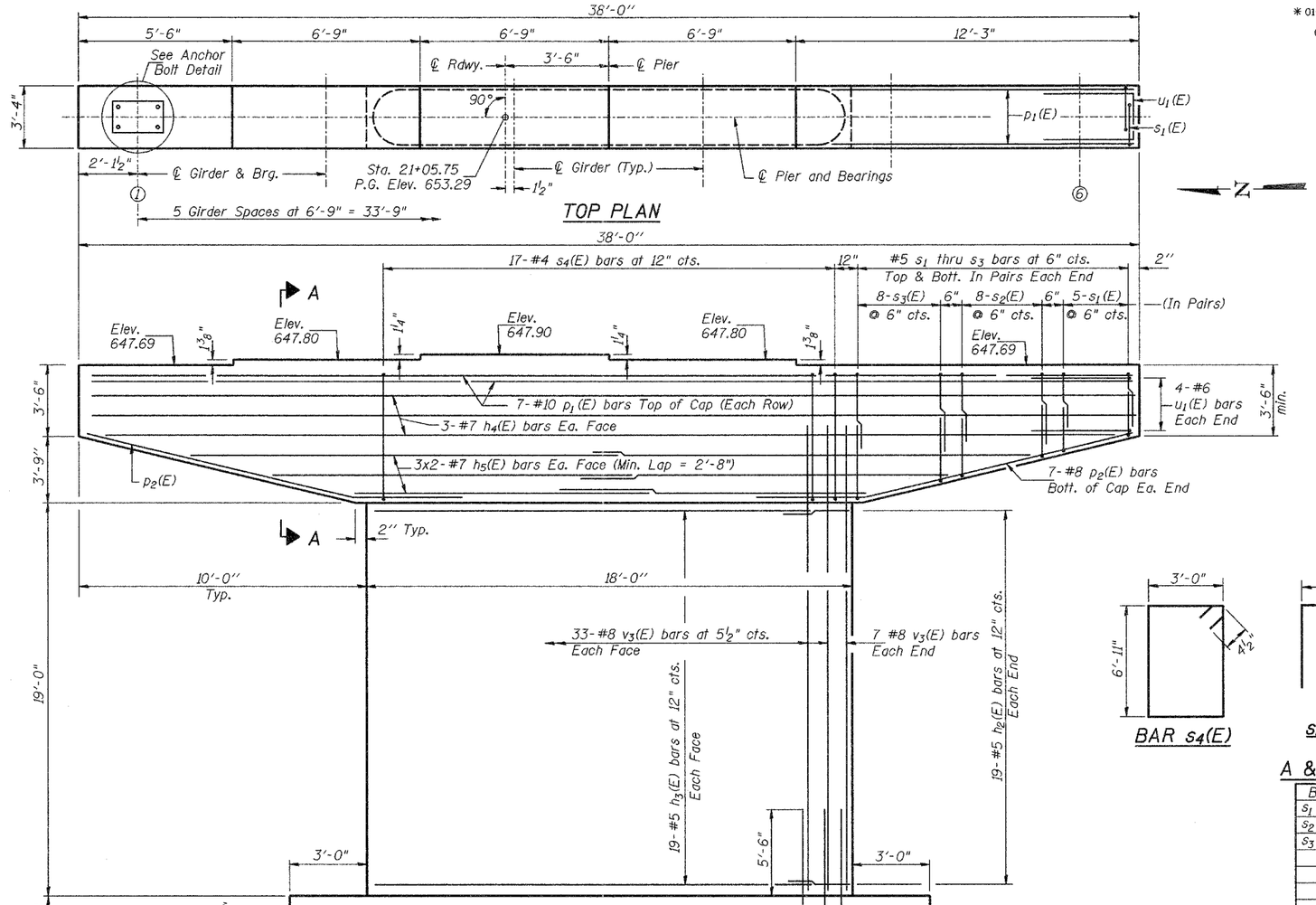

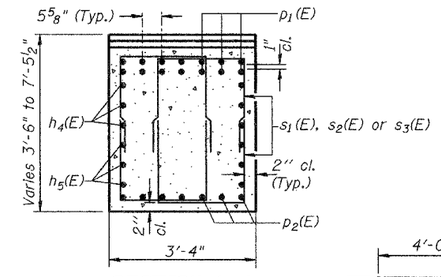

SECTION A-A

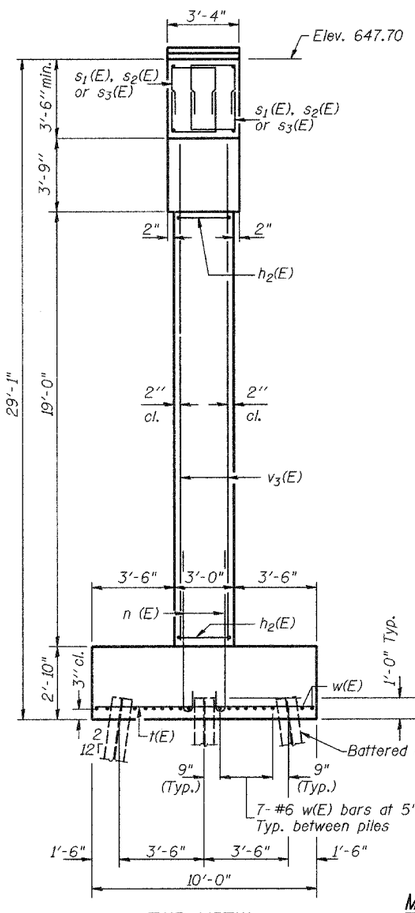

END VIEW

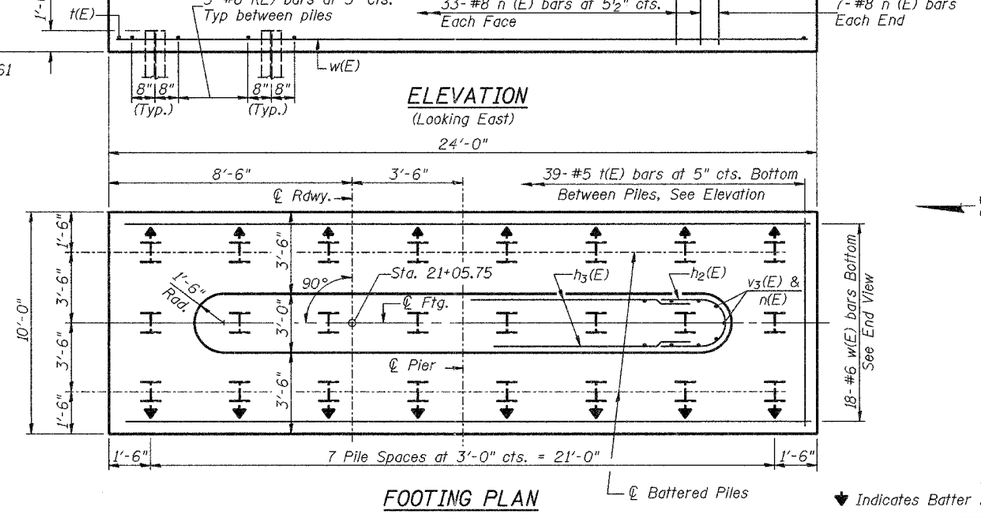

ELEVATION
(Looking East)

FOOTING PLAN

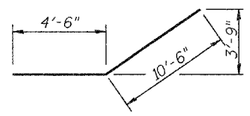

BAR p_2(E)

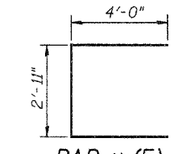

BAR u_1(E)

BAR s_4(E)

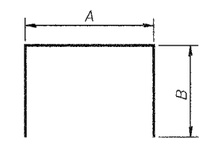

BAR s_1(E), s_2(E) & s_3(E)

A & B DIMENSIONS

Bar	A	B
s_1(E)	2'-1"	3'-1"
s_2(E)	2'-1"	3'-9"
s_3(E)	2'-1"	4'-6"

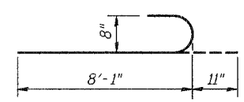

BAR n (E)

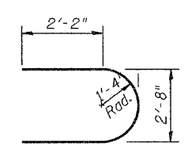

BAR h_2(E)

PIER 1
BILL OF MATERIAL

Bar	No.	Size	Length	Shape
h_2(E)	38	#5	8'-6"	
h_3(E)	38	#5	15'-0"	
h_4(E)	6	#7	37'-6"	
h_5(E)	12	#7	17'-0"	
n (E)	80	#8	9'-0"	
p_1(E)	14	#10	37'-6"	
p_2(E)	14	#8	15'-0"	
s_1(E)	40	#5	8'-3"	
s_2(E)	64	#5	9'-7"	
s_3(E)	64	#5	11'-1"	
s_4(E)	17	#4	20'-7"	
t (E)	39	#8	9'-8"	
u_1(E)	8	#6	10'-11"	
v_3(E)	80	#8	23'-6"	
w (E)	18	#6	23'-8"	
Structure Excavation			Cu. Yd.	65
Concrete Structures			Cu. Yd.	91.6
Reinforcement Bars, Epoxy Coated			Pound	15,310
Furnishing Steel Piles HP 12x53			Foot	782
Driving Steel Piles			Foot	782
Test Pile Steel HP 12x53			Each	1

Reinforcement Bars designated (E) shall be epoxy coated.

Bars indicated thus 2x2-#5 etc. indicates 2 lines of bars with 2 lengths per line.

MIN. BAR LAP

#5 = 2'-2"
#6 = 2'-7"
#8 = 4'-6"

PILE DATA

Type: Steel H 12x53
Capacity: Driven to Refusal
Est. Length: 34'-0"
No. Req'd: 23 plus 1 Test Pile

DESIGNED	JOH
CHECKED	BRT
DRAWN	TC
CHECKED	JOH

✱ 01-00590-00-BR (County)
CONTRACT NO. 87293

ROUTE NO.	SEC	COUNTY	TOTAL SHEETS	SHEET NO.
FAU 6145	✱	LASALLE	168	100
FED. ROAD DIST. NO. 3	ILLINOIS	PROJECT		

SHEET NO. 20
41 SHEETS

PIER 1
FAU ROUTE 6145 OVER
BNSF RAILROAD
SECTION 01-00590-00-BR (COUNTY)
LASALLE COUNTY
STATION 21+75.75
STR. NO. 050-8023

HUTCHISON ENGINEERING, INC.
JACKSONVILLE & JOLIET, ILLINOIS
Date: 3 /10 /2006

2190b020