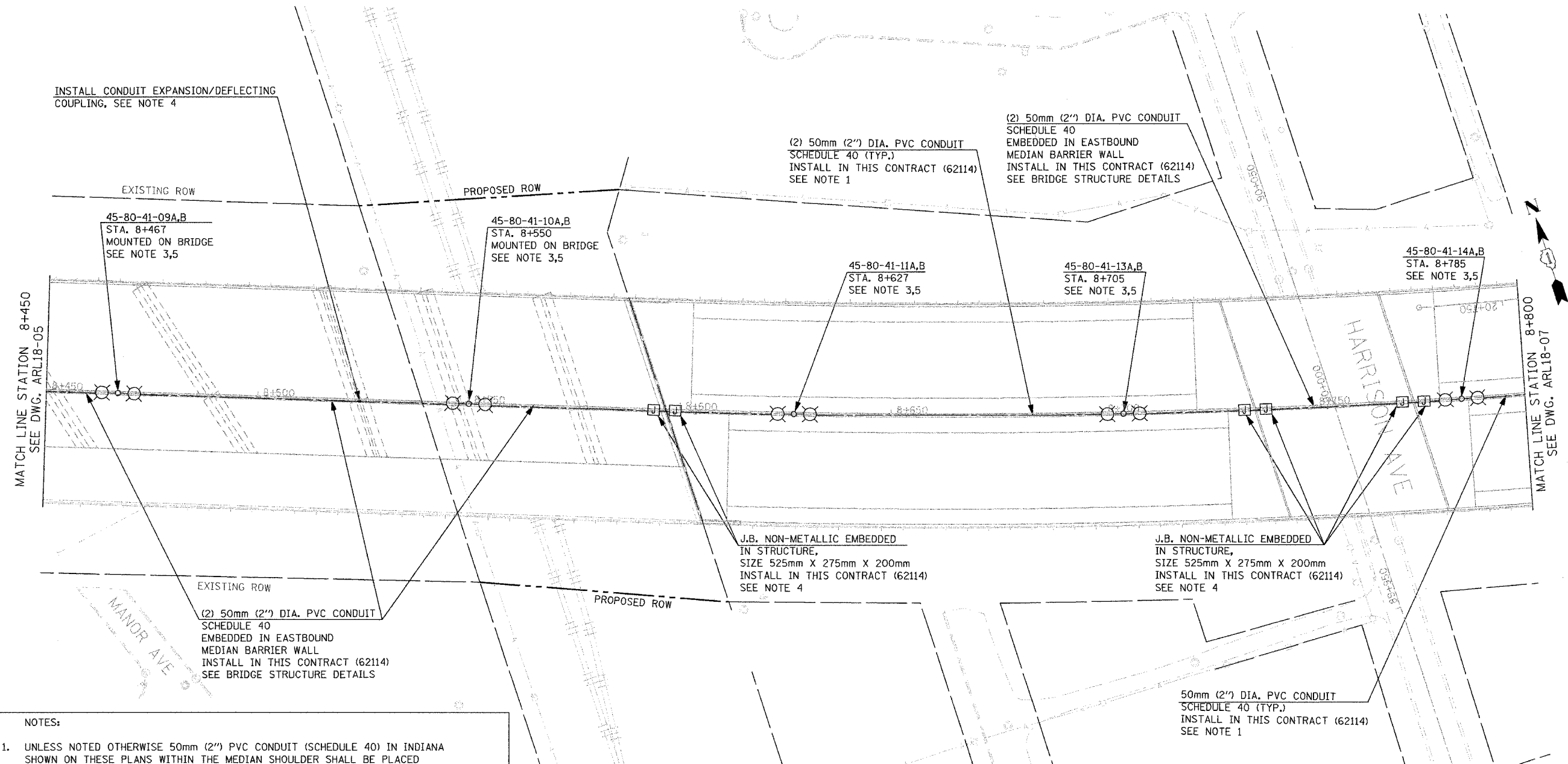
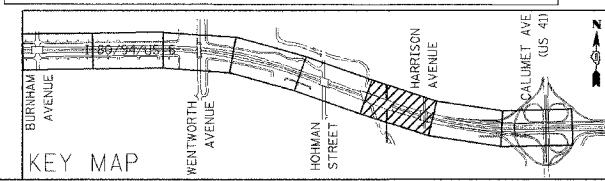
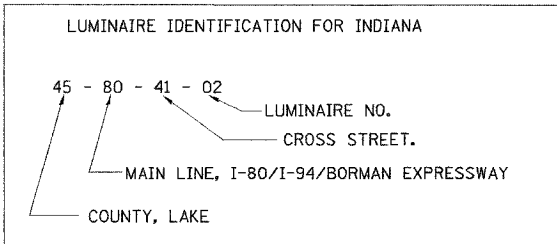


F.A.I. RTE.	SECTION	COUNTY	TOTAL SHEETS	SHEET NO.
80/94	2003-0891	COOK	1207	467
STA.	TO STA.			
FED. ROAD DIST. NO.	ILLINOIS	FED. AID PROJECT	CONTRACT # 62114	



- NOTES:
- UNLESS NOTED OTHERWISE 50mm (2") PVC CONDUIT (SCHEDULE 40) IN INDIANA SHOWN ON THESE PLANS WITHIN THE MEDIAN SHOULDER SHALL BE PLACED UNDERNEATH THE MEDIAN BARRIER WALL BASE AND ABOVE ANY DRAINAGE PIPES.
 - ALL LIGHTING WORK SHOWN HERE UNLESS NOTED OTHERWISE IS DONE BY OTHERS AND FOR COORDINATION BETWEEN THE CONTRACTORS.
 - LIGHT POLE FOUNDATION AND CONDUITS SHALL BE FURNISHED AND INSTALLED IN THIS CONTRACT (62114). LIGHT POLE, MAST ARMS, CABLES AND LUMINAIRES SHALL BE FURNISHED AND INSTALLED IN CONTRACT 62664. ANCHOR BOLTS SHALL BE FURNISHED BY CONTRACT 62664 AND SHALL BE INSTALLED IN THIS CONTRACT (62114). CONTRACTORS ARE RESPONSIBLE TO COORDINATE ACCORDINGLY.
 - FOR JUNCTION BOXES INSTALLATION AND CONDUIT TRANSITION SEE DETAILS SHEET NO. ADL18-01.
 - SEE THE INDIANA STANDARD FOUNDATION DETAIL ATTACHED. THE CONDUITS RUNNING UNDERNEATH THE MEDIAN BARRIER WALL SHALL RUN FROM POLE FOUNDATION TO POLE FOUNDATION. JUNCTION BOX SHOWN IN THE INDIANA STANDARD DETAIL AS ATTACHED TO THE FOUNDATION IS NOT REQUIRED. WHERE THERE ARE TWO CONDUITS RUNNING UNDERNEATH THE MEDIAN BARRIER WALL, EACH CONDUIT WILL BYPASS THE ALTERNATE FOUNDATION TO GO TO THE NEXT POLE FOUNDATION.



REVISIONS	
NAME	DATE

ARL18-06

ILLINOIS DEPARTMENT OF TRANSPORTATION
I-80/94/US 6
KINGERY-BORMAN EXPRESSWAY
BURNHAM ROAD TO US 41
PROPOSED ROADWAY LIGHTING
I-80/94/US-6
STA. 8+450 TO STA. 8+800

SCALE 1:500 DRAWN BY EAD/BC
DATE 07/18/05 CHECKED BY PKG/BC

GANDHI AND ASSOCIATES, INC.
ENGINEERS AND PLANNERS
800 N. WILSON AVENUE
SUITE 300
CHICAGO, ILLINOIS 60643 TEL: (773) 774-6900

#3,3,3
#4,4,4
#5,5,5